

INCOME DISCLOSURE STATEMENT NOT NECESSARY

Consultant	3.07%		\$2.25	\$1
Star Consultant	69.77%	\$2,565.00	\$0.10	
Actor	19.34%	\$9,710.65	\$15.00	
Premier Director	3.17%	\$18,508.50	\$193.60	
Executive Director	1.99%	\$15,936.48	\$392.62	
Producer	1.27%	\$26,988.92		7,049.04
Premier Producer	0.49%	\$12,585.96	\$1,357.02	\$3,200
Executive Producer	0.42%	\$21,436.90	\$2,402.78	
Fashionista	0.23%	\$49,102.16	\$4,241.26	
A-Lister	0.08%	\$54,394.22		
B-Lister	0.07%	\$72,221.36		
C-Lister	0.05%	\$229,310.00		

(RE)CONSTRUCTION


We have enough data to construct the 2022 Income Disclosure



Bonus Rank	Percent of Consultants Earning Commissions Monthly	Highest Monthly Bonus Paid	Lowest Monthly Bonus Paid	Average Monthly Bonus Paid
Consultant	3.07%	\$60.75	\$2.25	\$12.49
Star Consultant	69.77%	\$2,565.00	\$0.10	\$23.67
Director	19.34%	\$9,710.65	\$15.00	\$196.22
Premier Director	3.17%	\$18,508.50	\$193.60	\$617.73
Executive Director	1.99%	\$15,936.48	\$392.62	\$1,033.87
Producer	1.27%	\$26,988.92	\$881.02	\$2,049.04
Premier Producer	0.49%	\$12,585.96	\$1357.02	\$3,207.04
Executive Producer	0.42%	\$21,436.90	\$2,402.78	\$5,185.32
Fashionista	0.23%	\$49,102.16	\$4,241.26	\$10,170.12
A-Lister	0.08%	\$54,394.22	\$8,617.48	\$17,266.97
Maven A-Lister	0.07%	\$72,221.36	\$16,698.80	\$28,918.04
Jetsetter	0.05%	\$229,310.94	\$25,479.52	\$76,623.90
Luxe Jetsetter & Above	0.01%	\$246,362.25	\$100,571.05	\$154,710.18

YOU ARE HERE!

And I thank you.



**Life of the Party
LOP Ranks**

Look at the ranks and how the achievements have changed in volume, timing, and raw numbers.

**Elites &
Crown Club**

Look at the ranks and how the achievements have changed in volume, timing, and raw numbers.

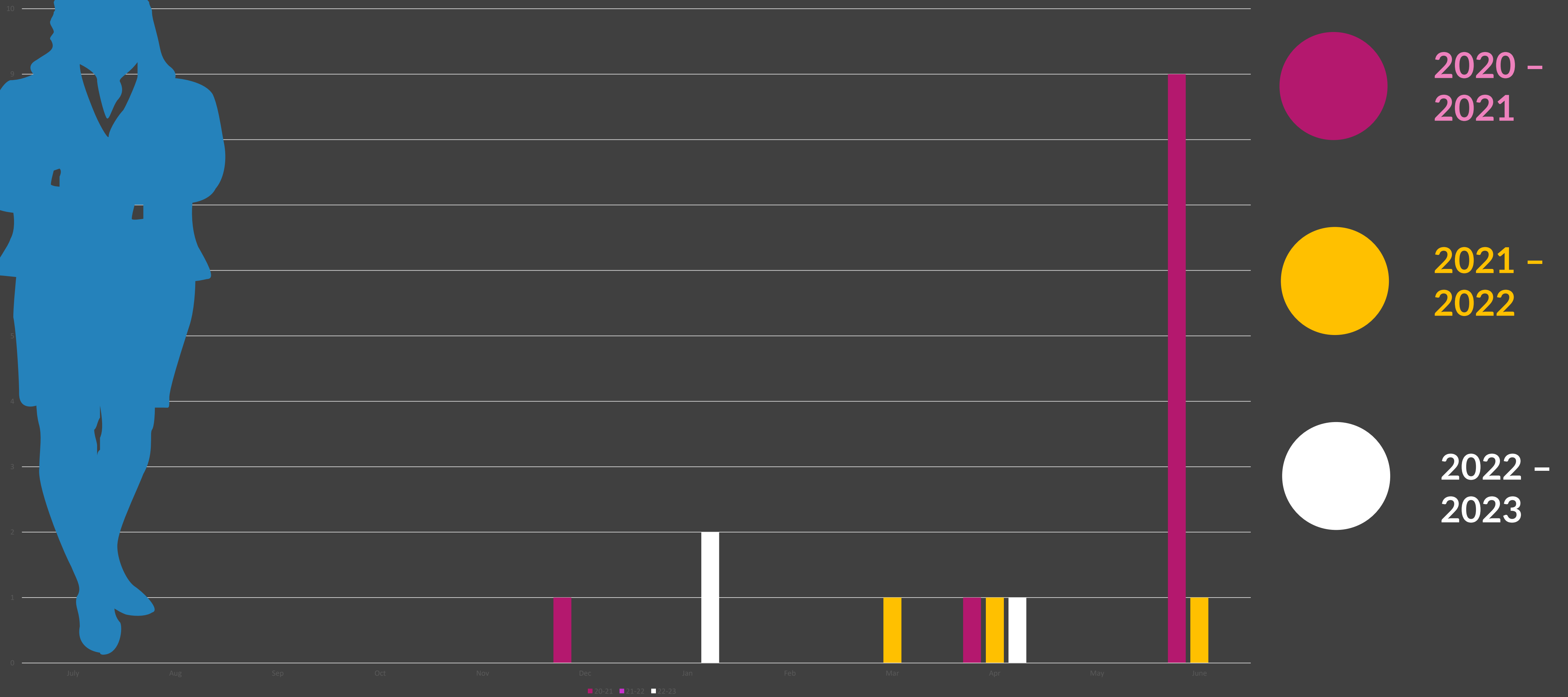
**Income
Disclosure
Statement
2022**

The full, estimated 2022 Income Disclosure Statement will be prepared --with your help!

Empire Diamond Life of the Party (LOP)

Number of Consultants

Empire Diamond Life of the Party (LOP)



Empire Diamond Life of the Party (LOP) Total PV

Total Personal Volume (PV)

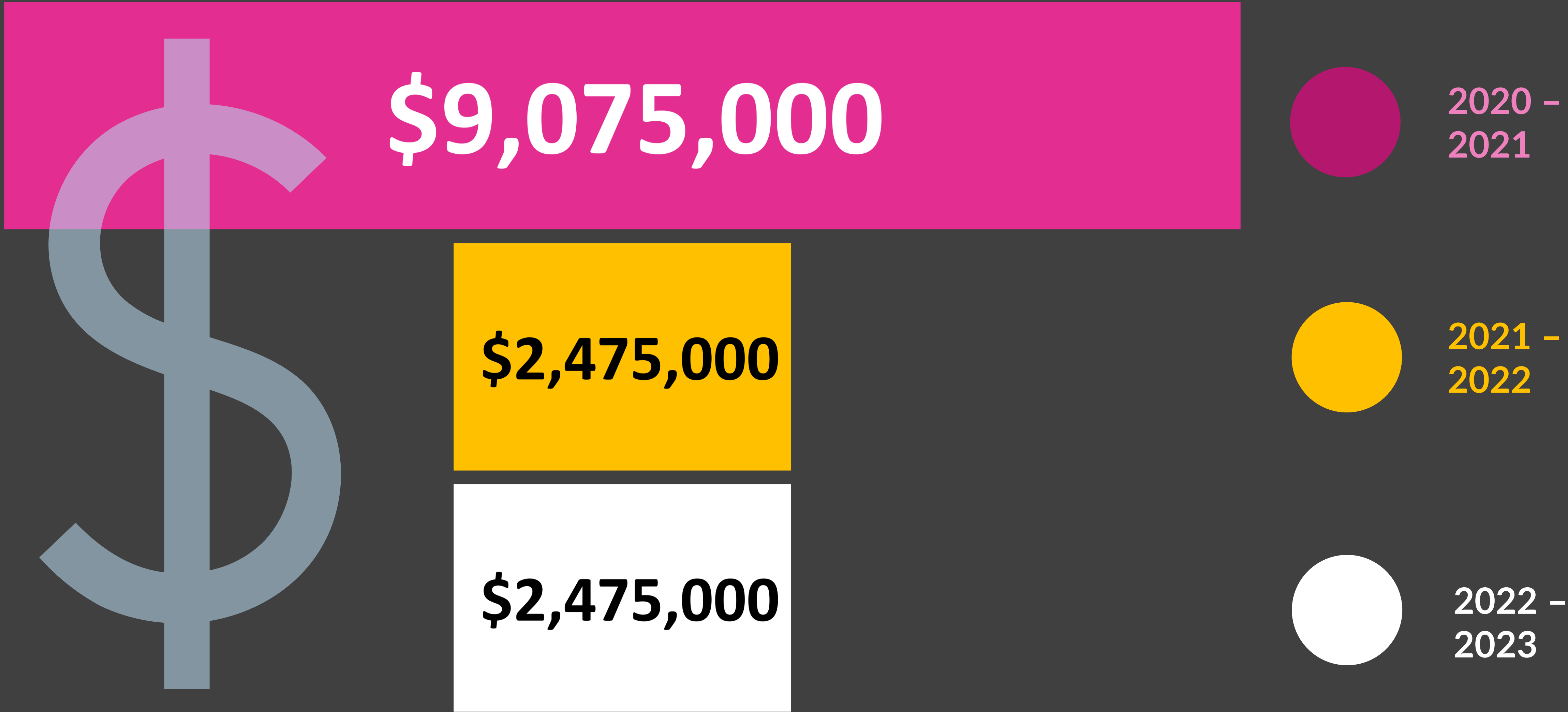
2020 –
2021

2021 –
2022

2022 –
2023

Empire Diamond Life of the Party (LOP) in US Dollars

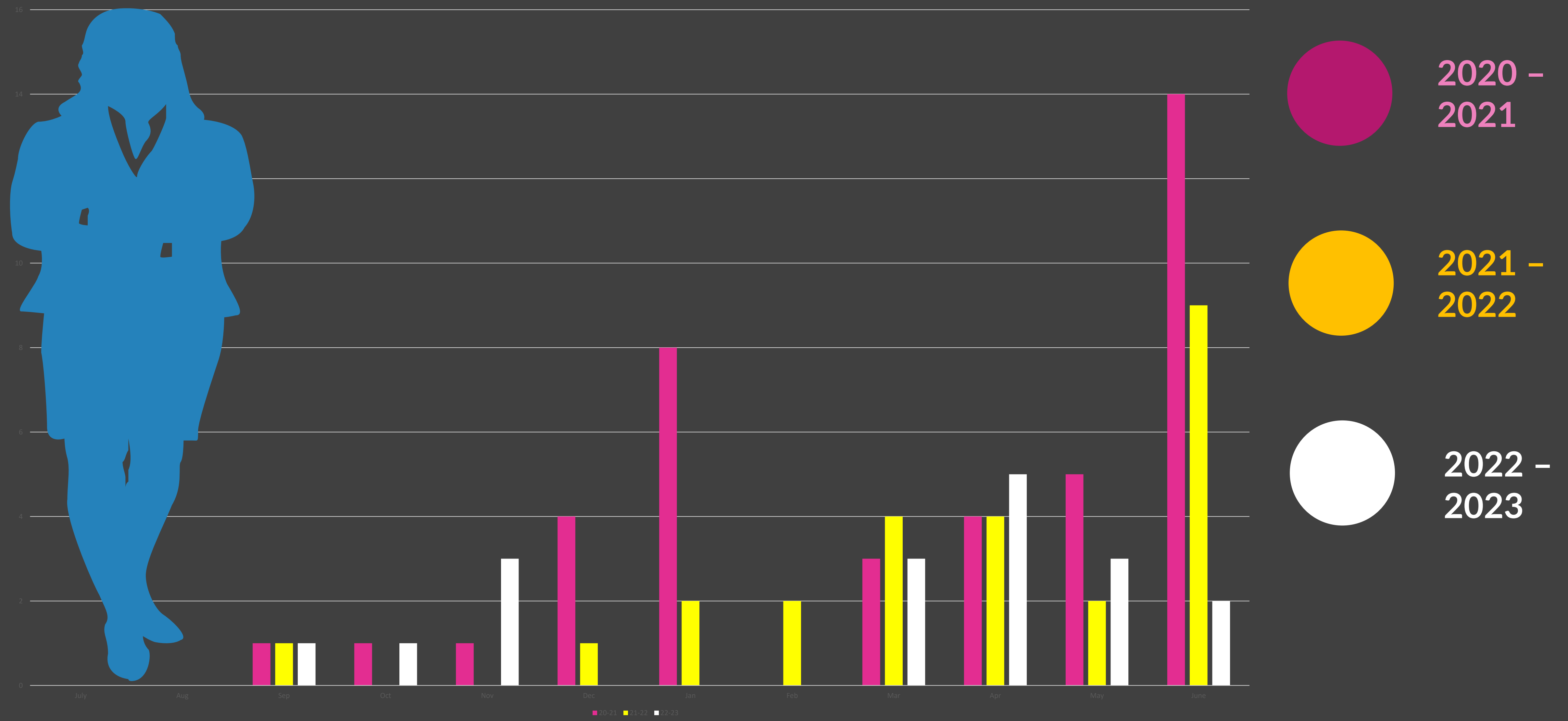
Total US Dollars



Pink Diamond Life of the Party (LOP)

Number of Consultants

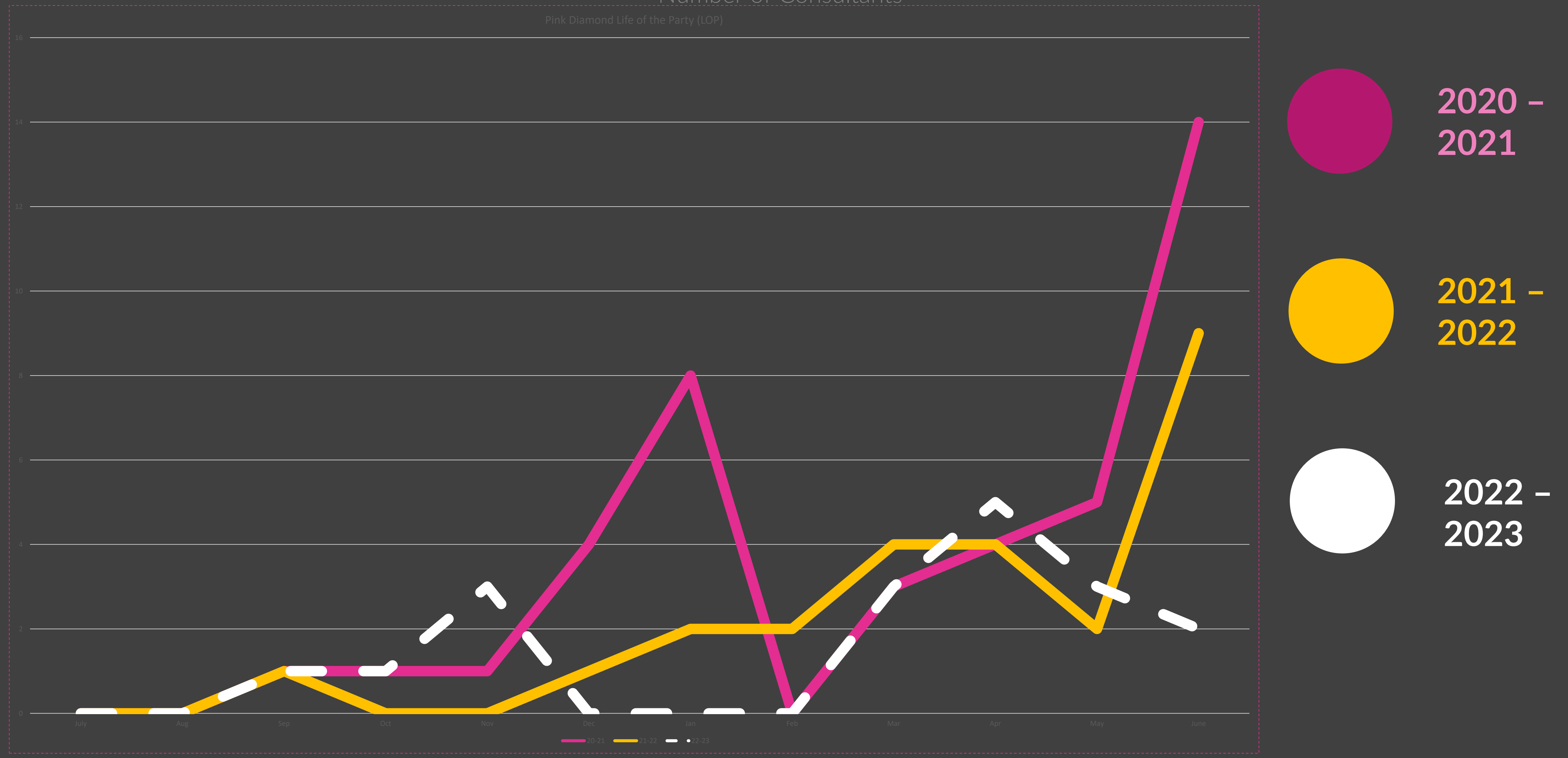
Pink Diamond Life of the Party (LOP)



Pink Diamond Life of the Party (LOP)

Number of Consultants

Pink Diamond Life of the Party (LOP)




Pink Diamond Life of the Party (LOP) Personal Volume


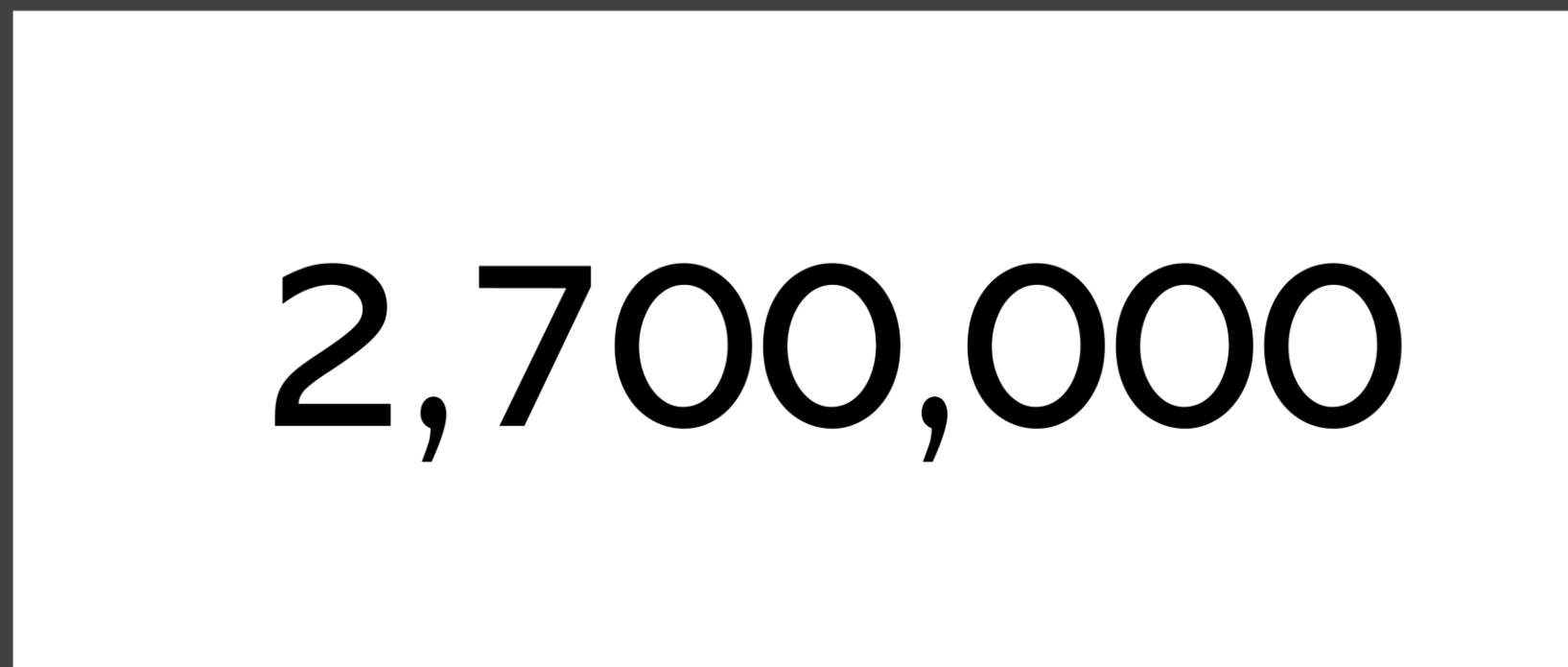
Total Personal Volume (PV)



2020 -
2021



2021 -
2022



2022 -
2023


Pink Diamond Life of the Party (LOP) in US Dollars

In US Dollars

150k PV/2=75kk

20-21

\$16,912,500



2020 -
2021

21-22


\$10,312,500



2021 -
2022

22-23

\$7,425,000


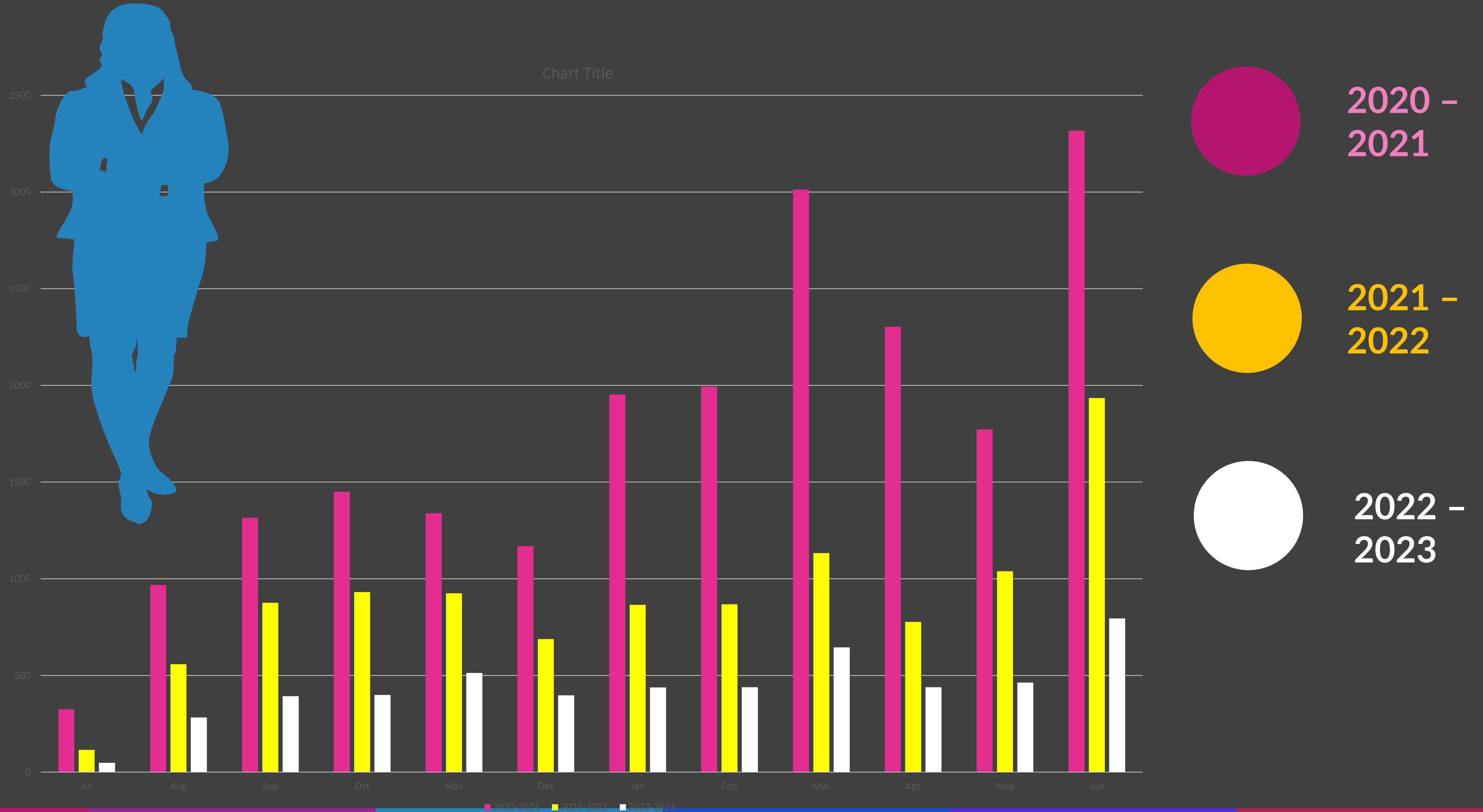


2022 -
2023

BRONZE Life of the Party (LOP)

Number of Consultants

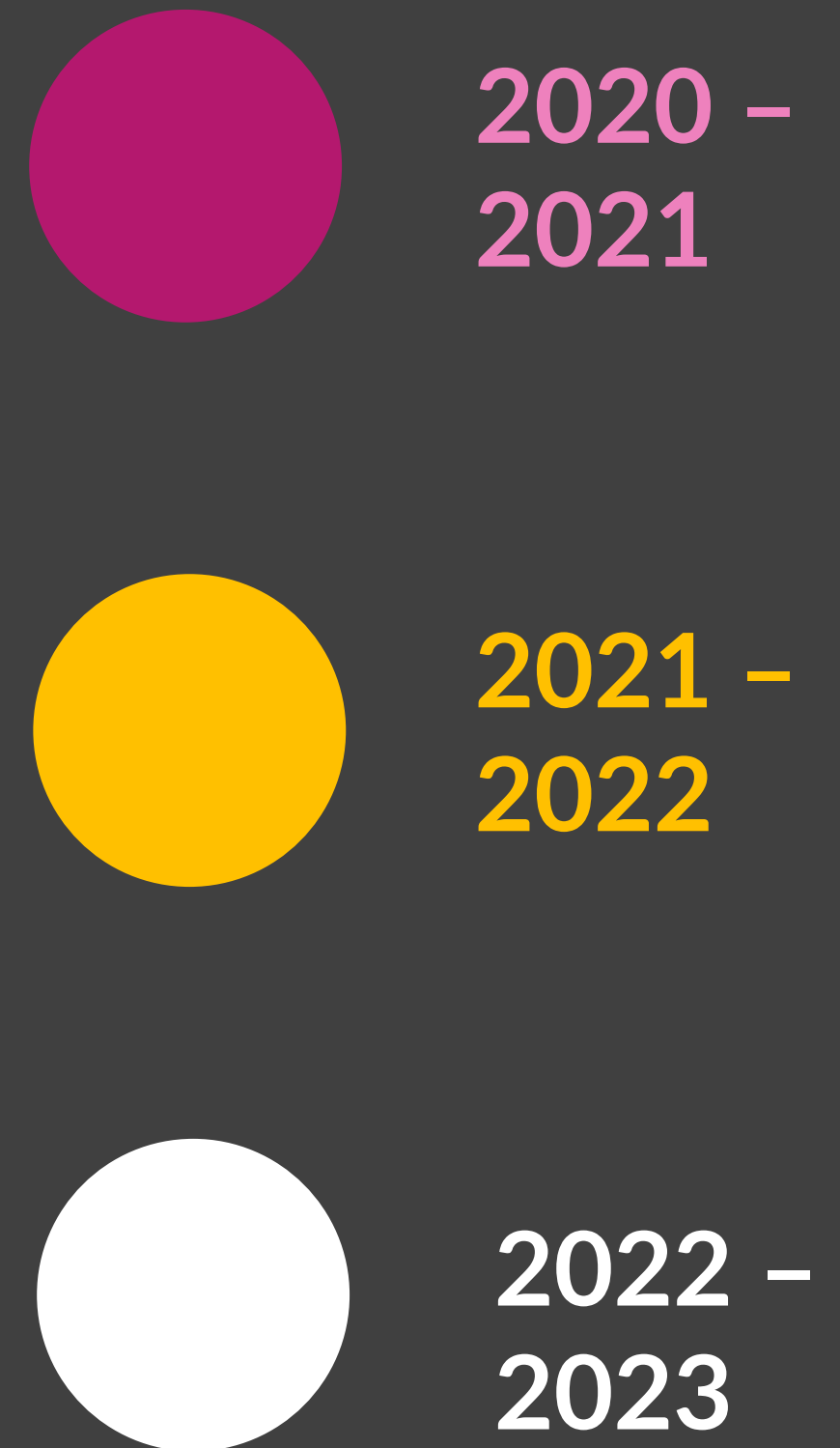
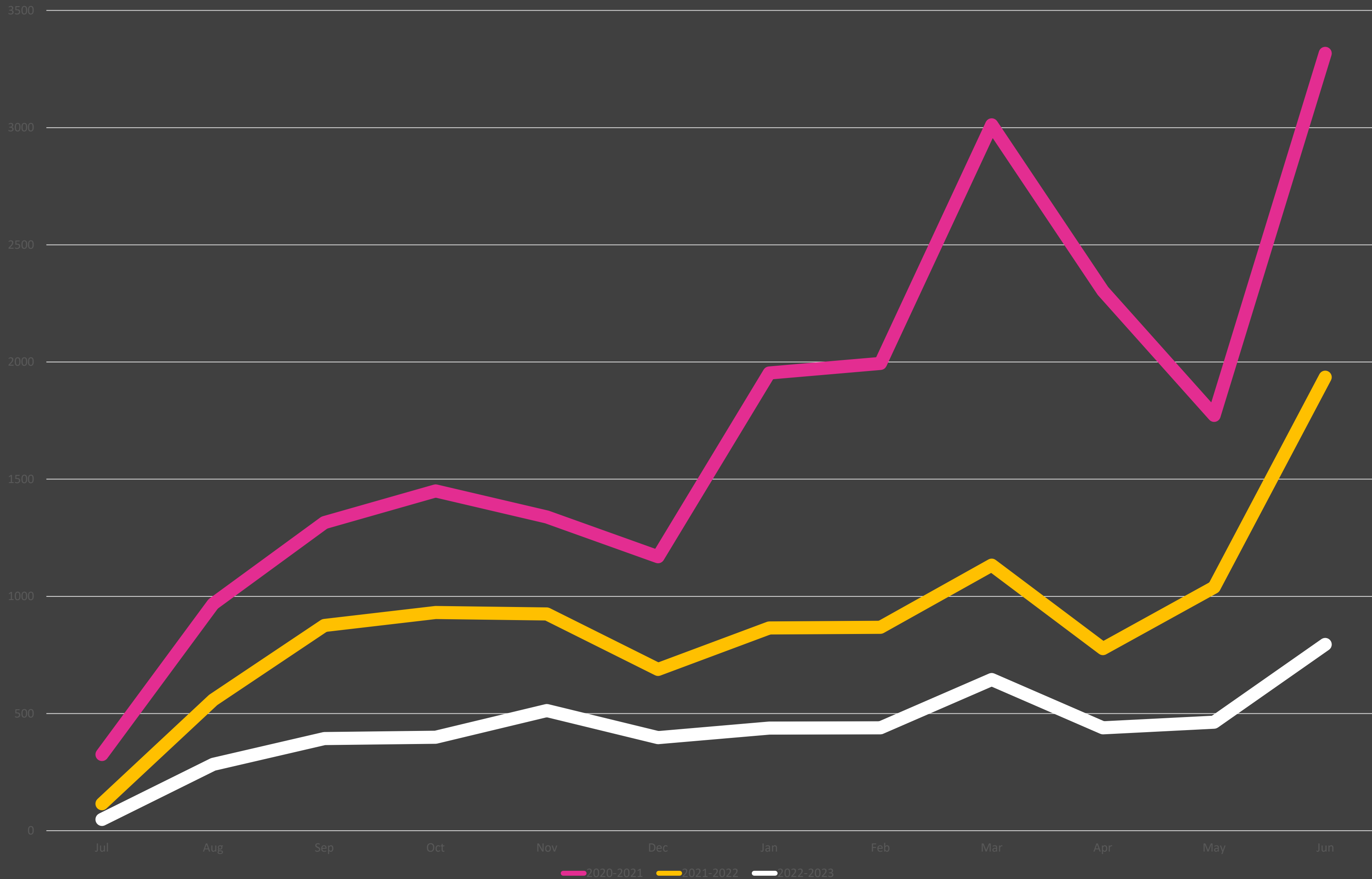
Chart Title



BRONZE Life of the Party (LOP)

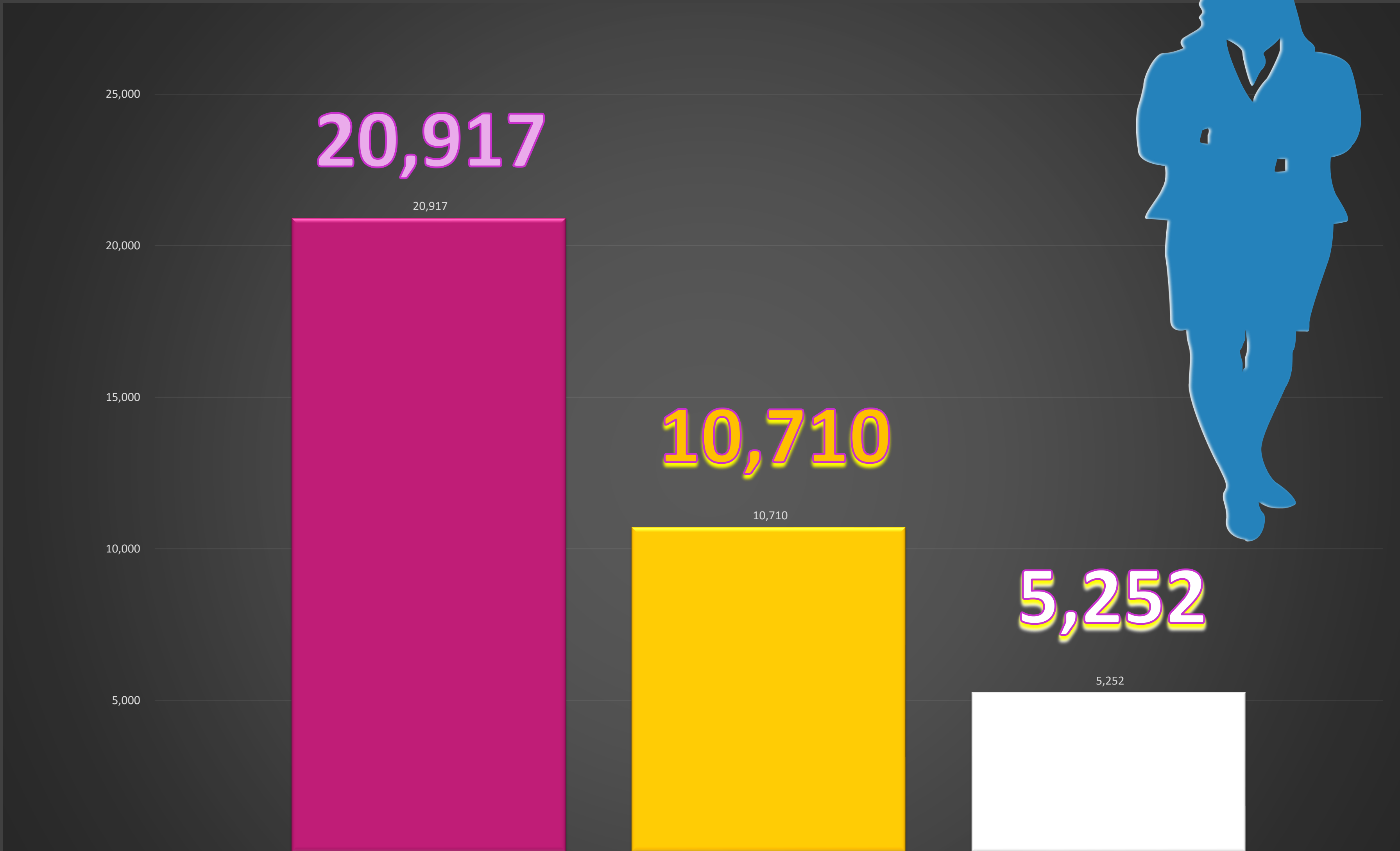
Number of Consultants

Chart Title



BRONZE Life of the Party (LOP) Number of Consultants

Number of Consultants



Number of Consultants

BRONZE Life of the Party (LOP) Personal Volume (PV)

Personal Volume

Total

20-21

104,585,000



2020 - 2021

21-22


53,550,000



2021 - 2022

22-23

26,260,000




2022 - 2023

Empire Diamond Life of the Party (LOP) in US Dollars


Total US Dollars



2020 -
2021



2021 -
2022



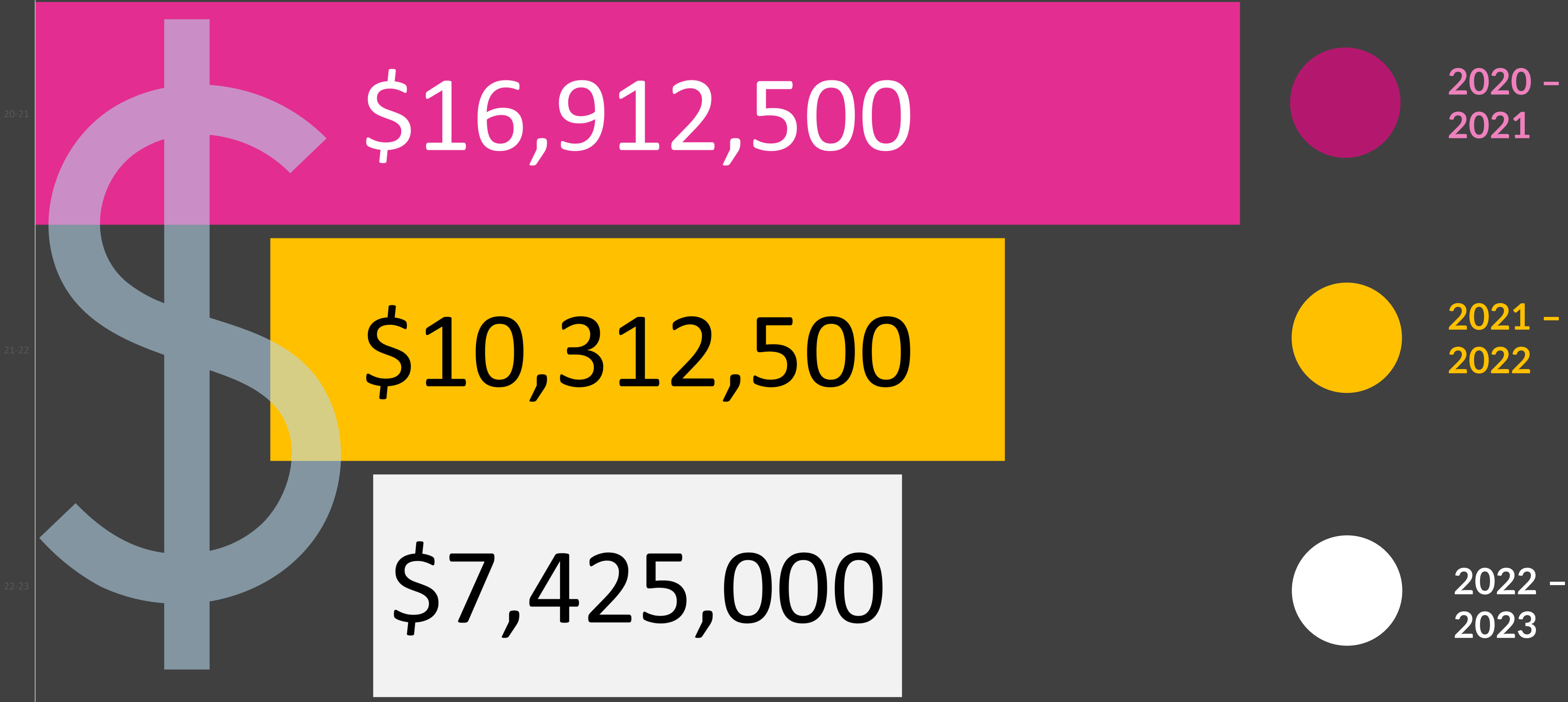
2022 -
2023



Pink Diamond Life of the Party (LOP) in US Dollars

In US Dollars

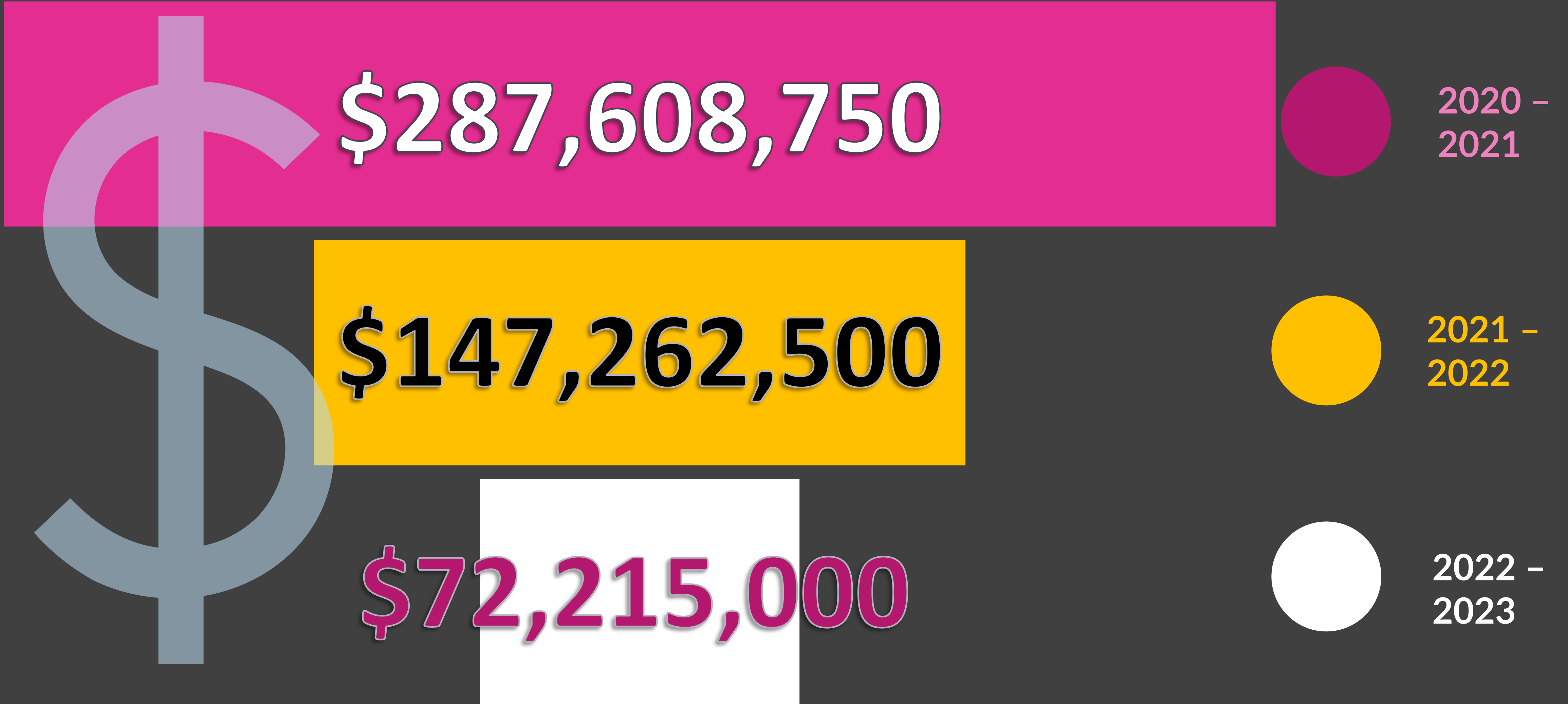
150k PV/2=75kk



BRONZE Life of the Party (LOP) in US Dollars

US Dollars

5k PV/2=2.5k



Bonus Rank	Percent of Consultants Earning Commissions Monthly	Highest Monthly Bonus Paid	Lowest Monthly Bonus Paid	Average Monthly Bonus Paid
Consultant	3.07%	\$60.75	\$2.25	\$12.49
Star Consultant	69.77%	\$2,565.00	\$0.10	\$23.67
Director	19.34%	\$9,710.65	\$15.00	\$196.22
Premier Director	3.17%	\$18,508.50	\$193.60	\$617.73
Executive Director	1.99%	\$15,936.48	\$392.62	\$1,033.87
Producer	1.27%	\$26,988.92	\$881.02	\$2,049.04
Premier Producer	0.49%	\$12,585.96	\$1357.02	\$3,207.04
Executive Producer	0.42%	\$21,436.90	\$2,402.78	\$5,185.32
Fashionista	0.23%	\$49,102.16	\$4,241.26	\$10,170.12
A-Lister	0.08%	\$54,394.22	\$8,617.48	\$17,266.97
Maven A-Lister	0.07%	\$72,221.36	\$16,698.80	\$28,918.04
Jetsetter	0.05%	\$229,310.94	\$25,479.52	\$76,623.90
Luxe Jetsetter & Above	0.01%	\$246,362.25	\$100,571.05	\$154,710.18

What's Wrong with Paparazzi, LLC's Numbers?

Bulging?



We can see with our own eyes.
Just look.



We hear different stories.
Numbers do not lie.



Lawyers, Janet Jackson,
Convention, Warehouses, EMP,
Operations, add it up.



Time's UP!