

INCOME DISCLOSURE STATEMENT NOT NECESSARY


Category	Percentage	Income	Income	Income
Consultant	3.07%		\$2.25	\$1
Star Consultant	69.77%	\$2,565.00	\$0.10	
Director	19.34%	\$9,710.65	\$15.00	
Senior Director	3.17%	\$18,508.50	\$193.60	
Executive Director	1.99%	\$15,936.48	\$392.60	
Producer	1.27%	\$26,988.92		\$1,049.04
Premier Producer	0.49%	\$12,585.96	\$1,357.02	\$3,200.00
Executive Producer	0.42%	\$21,436.90	\$2,402.78	
Fashionista	0.23%	\$49,102.16	\$4,241.26	
A-Lister	0.08%	\$54,394.22		
Star A-Lister	0.07%	\$72,221.36		
Total		\$229,310.80		

(RE)CONSTRUCTION

We have enough data to construct the 2022 Income Disclosure

Bonus Rank	Percent of Consultants Earning Commissions Monthly	Highest Monthly Bonus Paid	Lowest Monthly Bonus Paid	Average Monthly Bonus Paid
Consultant	3.07%	\$60.75	\$2.25	\$12.49
Star Consultant	69.77%	\$2,565.00	\$0.10	\$23.67
Director	19.34%	\$9,710.65	\$15.00	\$196.22
Premier Director	3.17%	\$18,508.50	\$193.60	\$617.73
Executive Director	1.99%	\$15,936.48	\$392.62	\$1,033.87
Producer	1.27%	\$26,988.92	\$881.02	\$2,049.04
Premier Producer	0.49%	\$12,585.96	\$1357.02	\$3,207.04
Executive Producer	0.42%	\$21,436.90	\$2,402.78	\$5,185.32
Fashionista	0.23%	\$49,102.16	\$4,241.26	\$10,170.12
A-Lister	0.08%	\$54,394.22	\$8,617.48	\$17,266.97
Maven A-Lister	0.07%	\$72,221.36	\$16,698.80	\$28,918.04
Jetsetter	0.05%	\$229,310.94	\$25,479.52	\$76,623.90
Luxe Jetsetter & Above	0.01%	\$246,362.25	\$100,571.05	\$154,710.18

YOU ARE HERE!



Life of the Party LOP Ranks

Look at the ranks and how the achievements have changed in volume, timing, and raw numbers.

Crown Club – Part 1

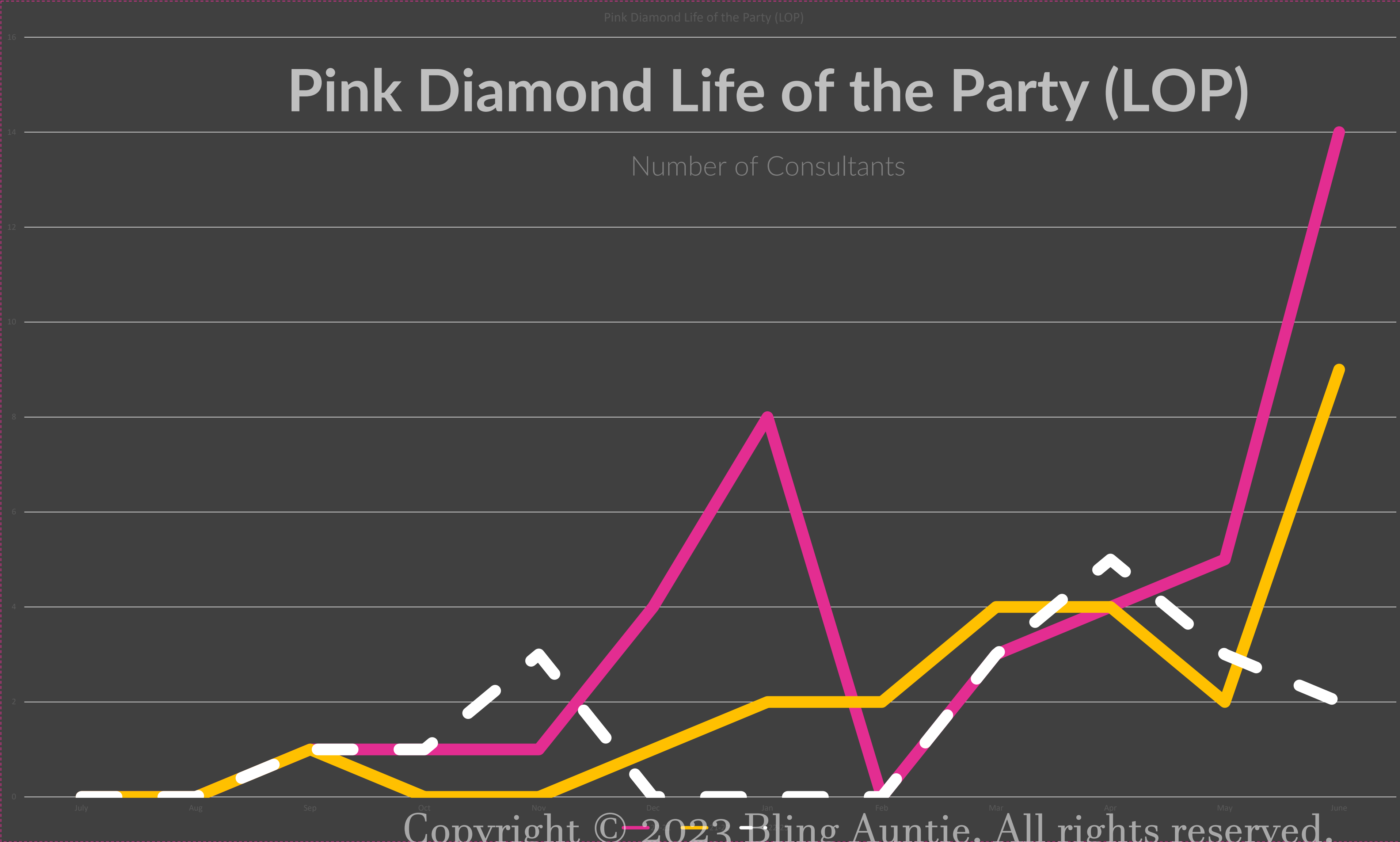
Look at the ranks and how the achievements have changed in volume, timing, and raw numbers.

Papa Ranks and Bling Bosses

Look at the ranks and how the achievements have changed in volume, timing, and raw numbers.

Income Disclosure Statement 2022

The full, estimated 2022 Income Disclosure Statement will be prepared --with your help!

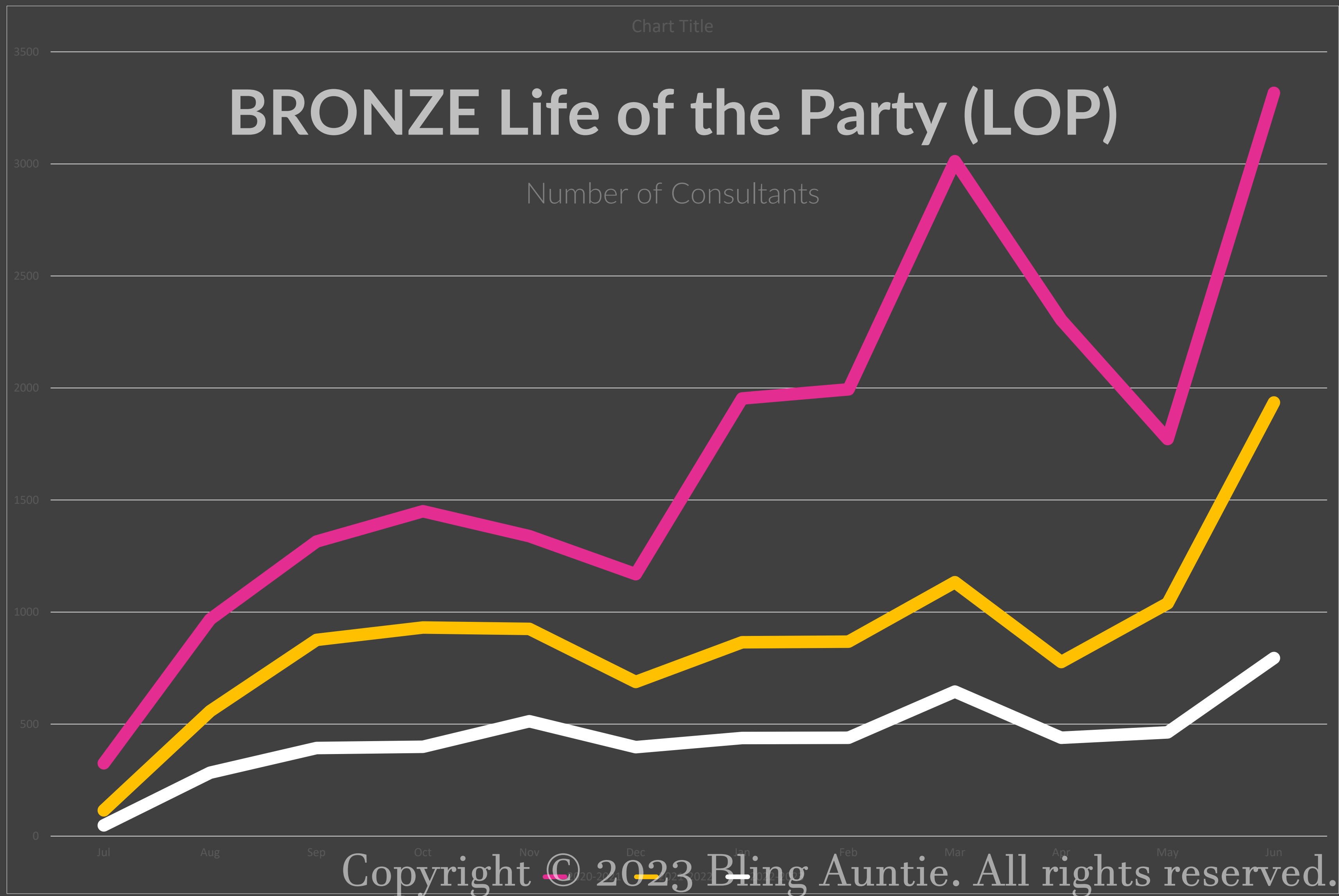


Pink Diamond Life of the Party (LOP)

Number of Consultants

- 2020 - 2021
- 2021 - 2022
- 2022 - 2023

Copyright © 2023 Bling Auntie. All rights reserved.




- 2020 - 2021
- 2021 - 2022
- 2022 - 2023

Copyright © 2023 Bling Auntie. All rights reserved.

BRONZE Life of the Party (LOP) in US Dollars


5k PV/2=2.5k

\$287,608,750




2020 –
2021

\$147,262,500



2021 –
2022

\$72,215,000



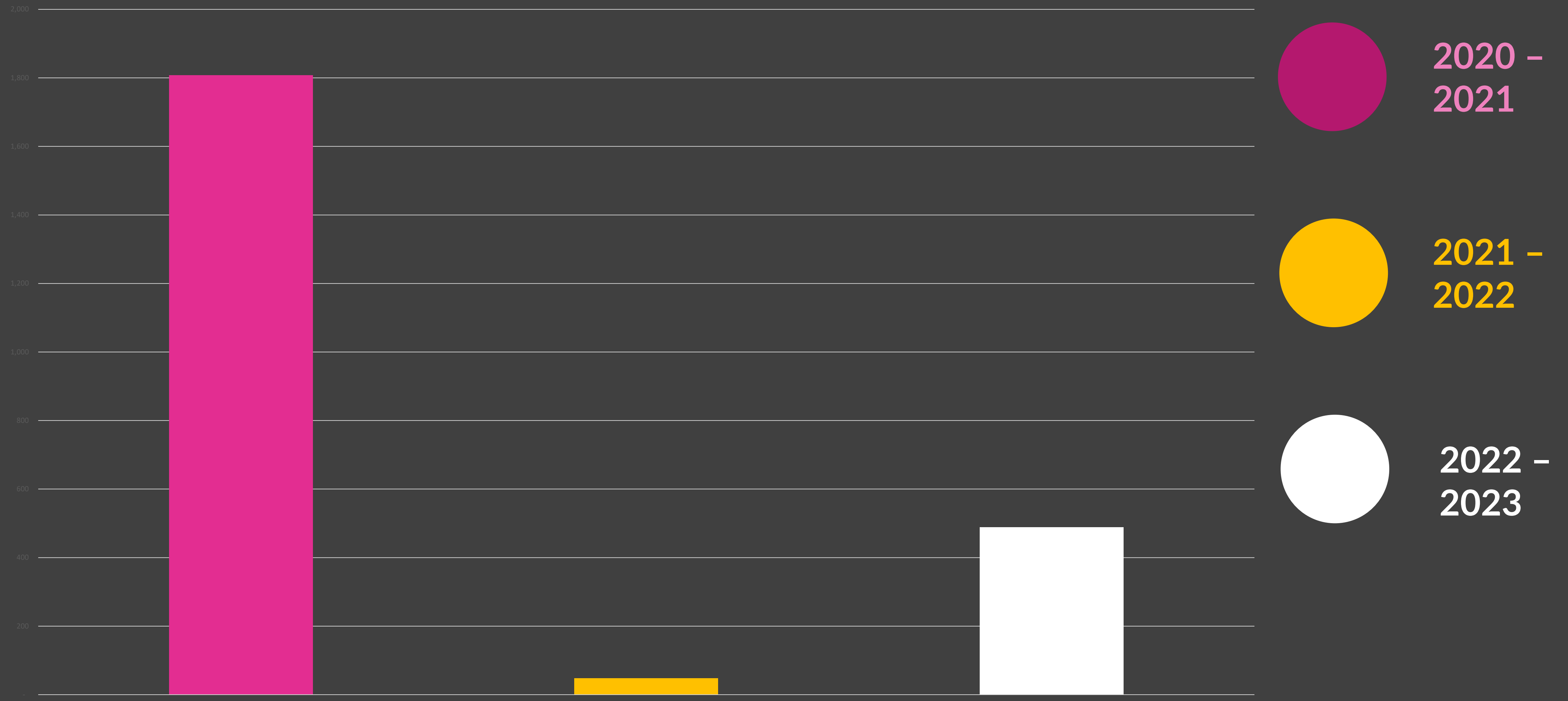
2022 –
2023



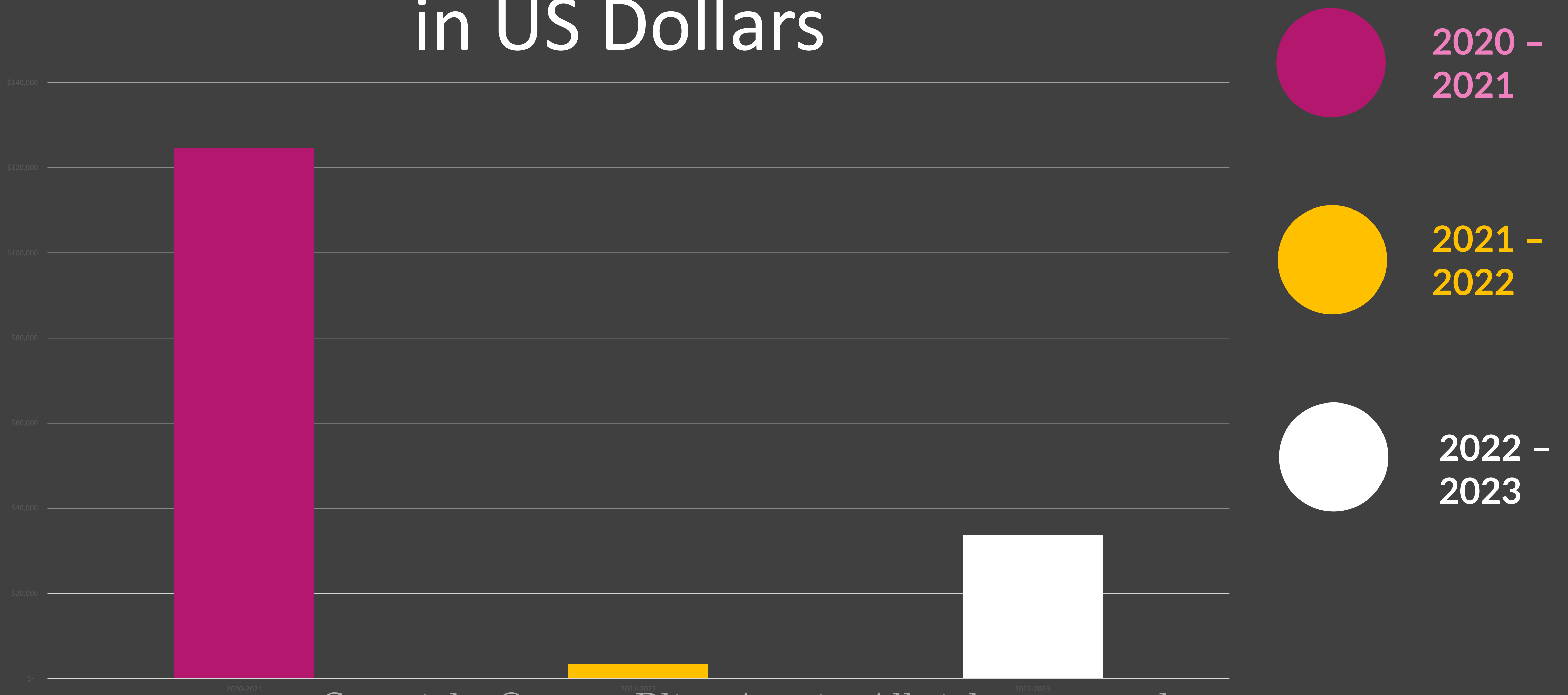
65%

Bonus Rank	Percent of Consultants Earning Commissions Monthly	Highest Monthly Bonus Paid	Lowest Monthly Bonus Paid	Average Monthly Bonus Paid
Consultant	3.07%	\$60.75	\$2.25	\$12.49
Star Consultant	69.77%	\$2,565.00	\$0.10	\$23.67
Director	19.34%	\$9,710.65	\$15.00	\$196.22
Premier Director	3.17%	\$18,508.50	\$193.60	\$617.73
Executive Director	1.99%	\$15,936.48	\$392.62	\$1,033.87
Producer	1.27%	\$26,988.92	\$881.02	\$2,049.04
Premier Producer	0.49%	\$12,585.96	\$1357.02	\$3,207.04
Executive Producer	0.42%	\$21,436.90	\$2,402.78	\$5,185.32
Fashionista	0.23%	\$49,102.16	\$4,241.26	\$10,170.12
A-Lister	0.08%	\$54,394.22	\$8,617.48	\$17,266.97
Maven A-Lister	0.07%	\$72,221.36	\$16,698.80	\$28,918.04
Jetsetter	0.05%	\$229,310.94	\$25,479.52	\$76,623.90
Luxe Jetsetter & Above	0.01%	\$246,362.25	\$100,571.05	\$154,710.18


Director NOC



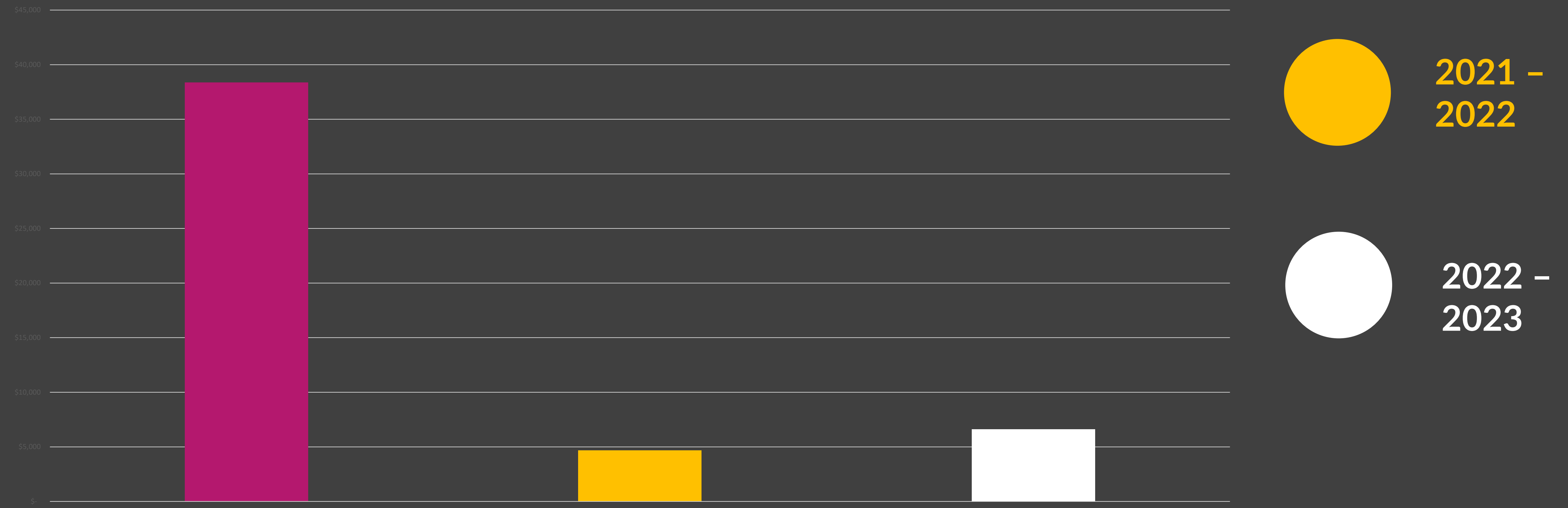
Director 50PV3PSA in US Dollars



Premier Director NOC



Premier Director PV + OV in US Dollars



Executive Director NOC

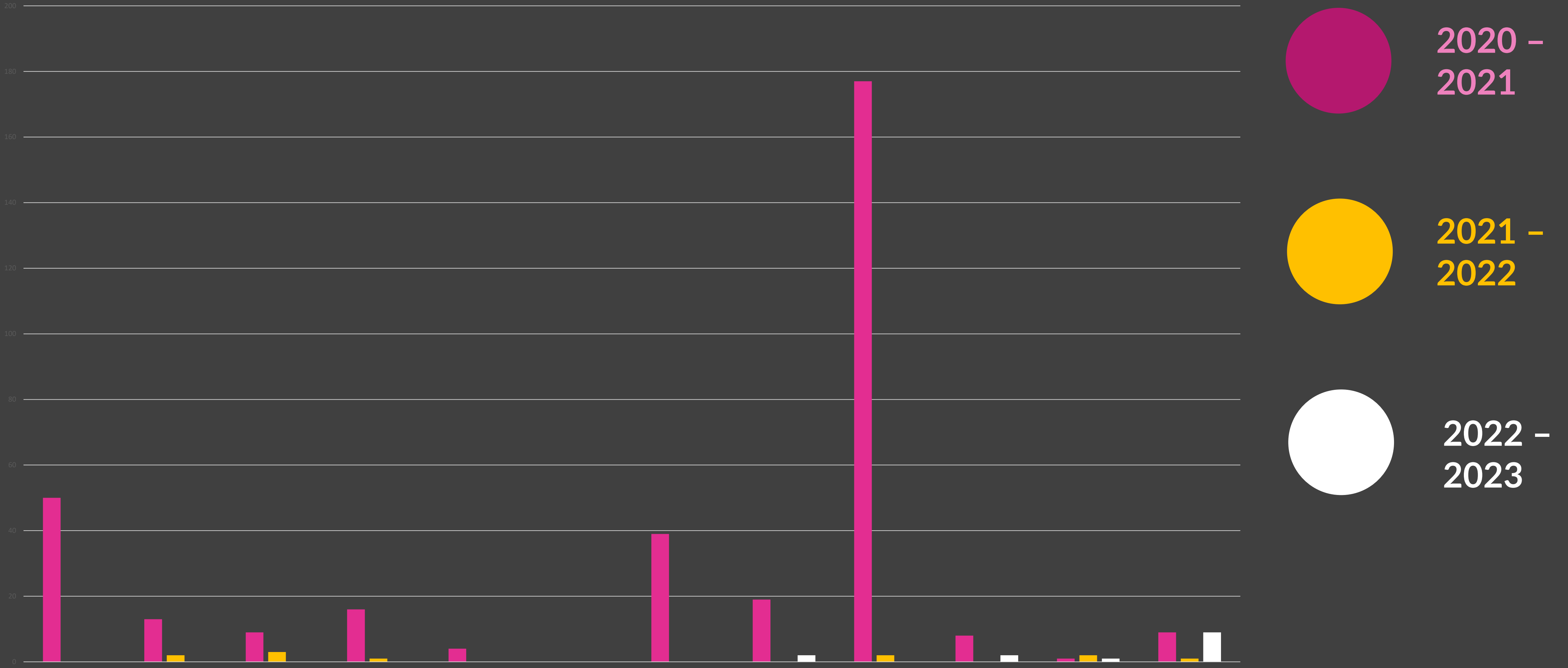


Executive Director PV + OV in US Dollars



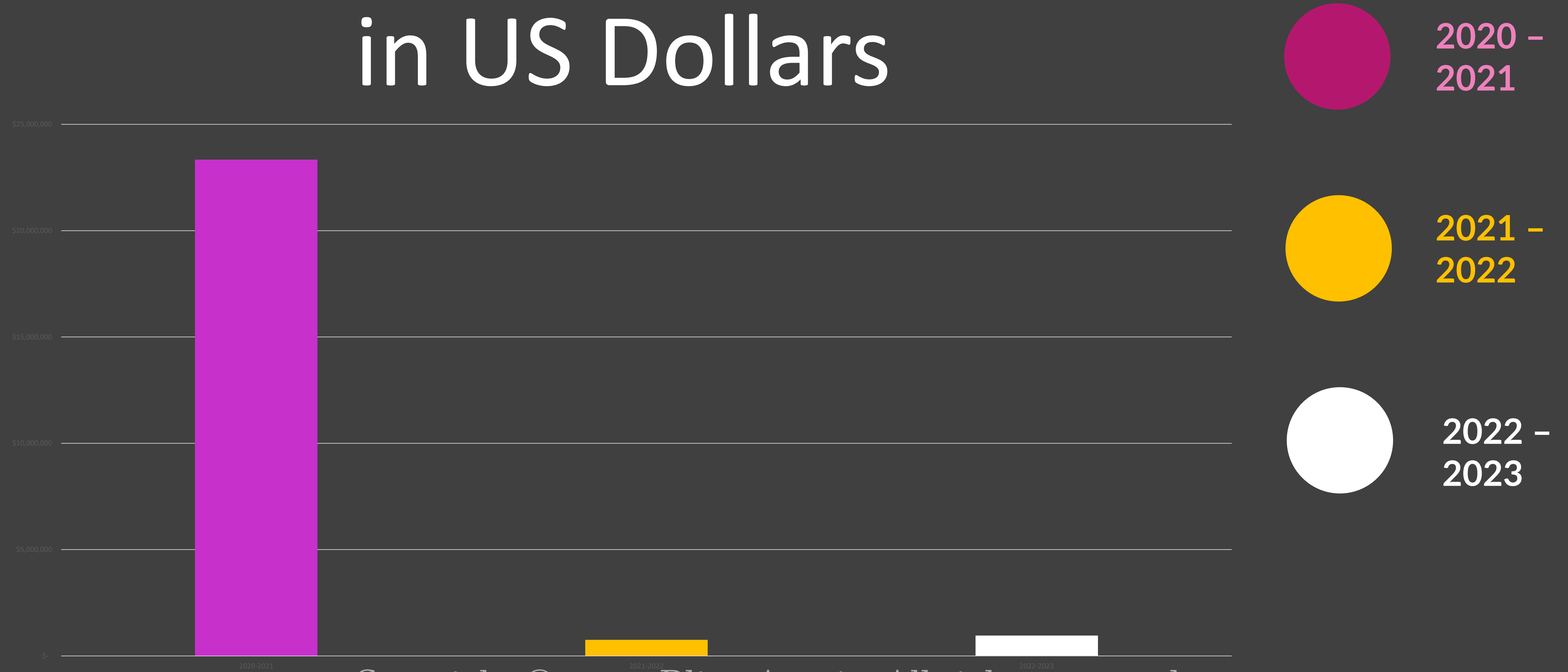
Copyright © 2023 Bling Auntie. All rights reserved.

Producer NOC

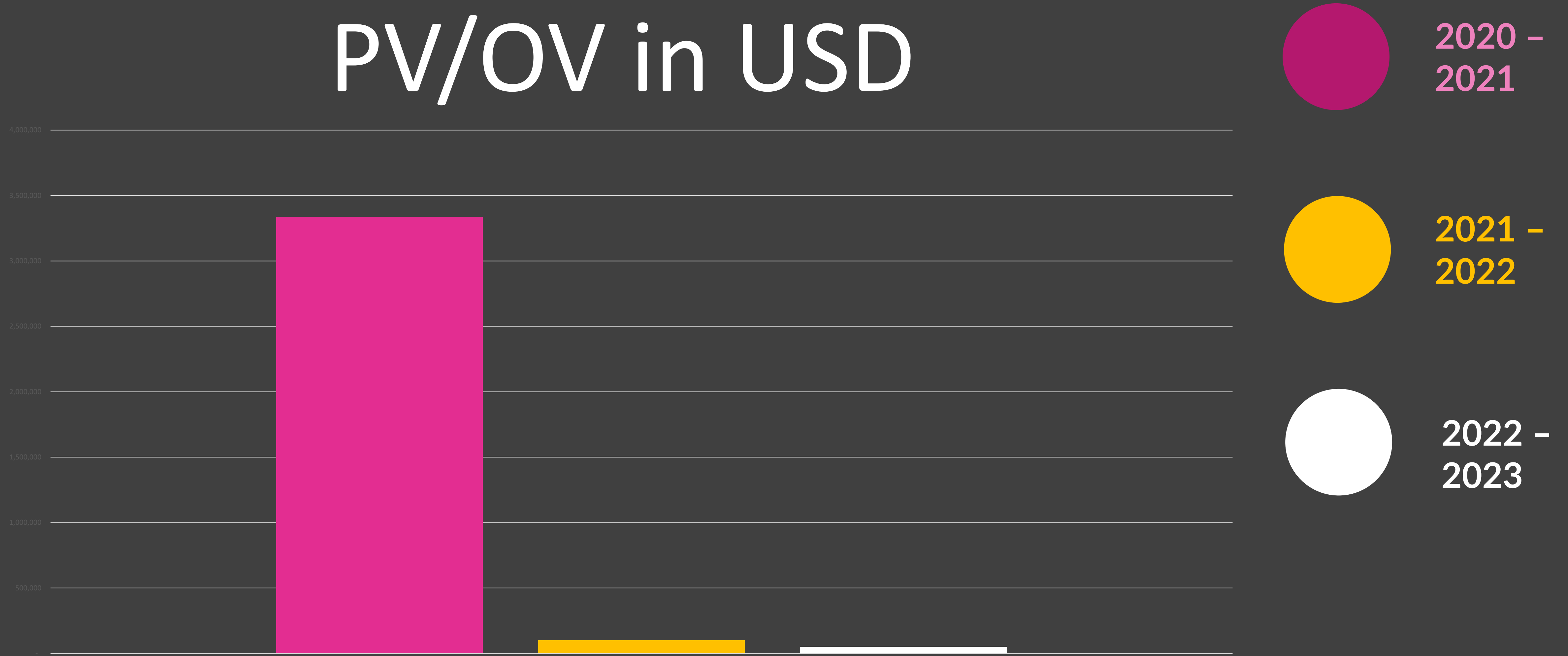


Copyright © 2023 Bling Auntie. All rights reserved.

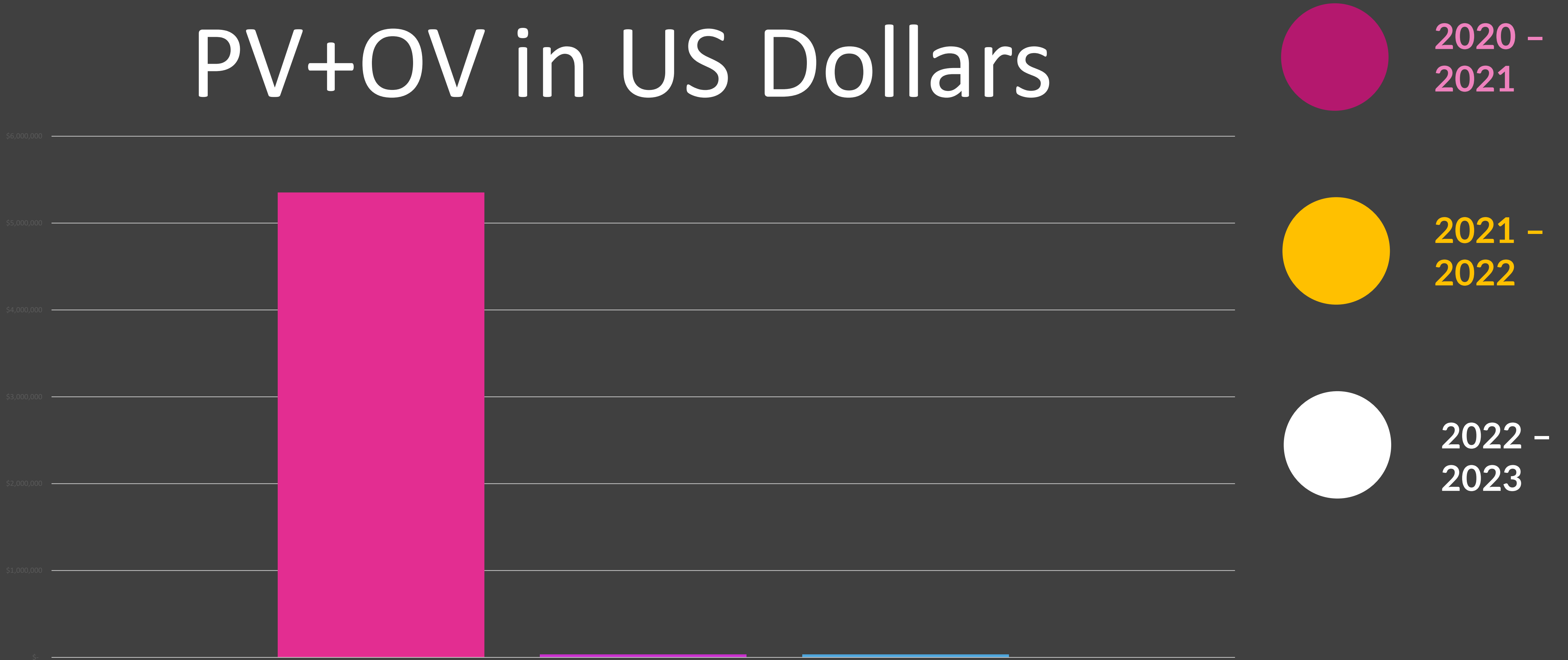
Producer PV+OV in US Dollars



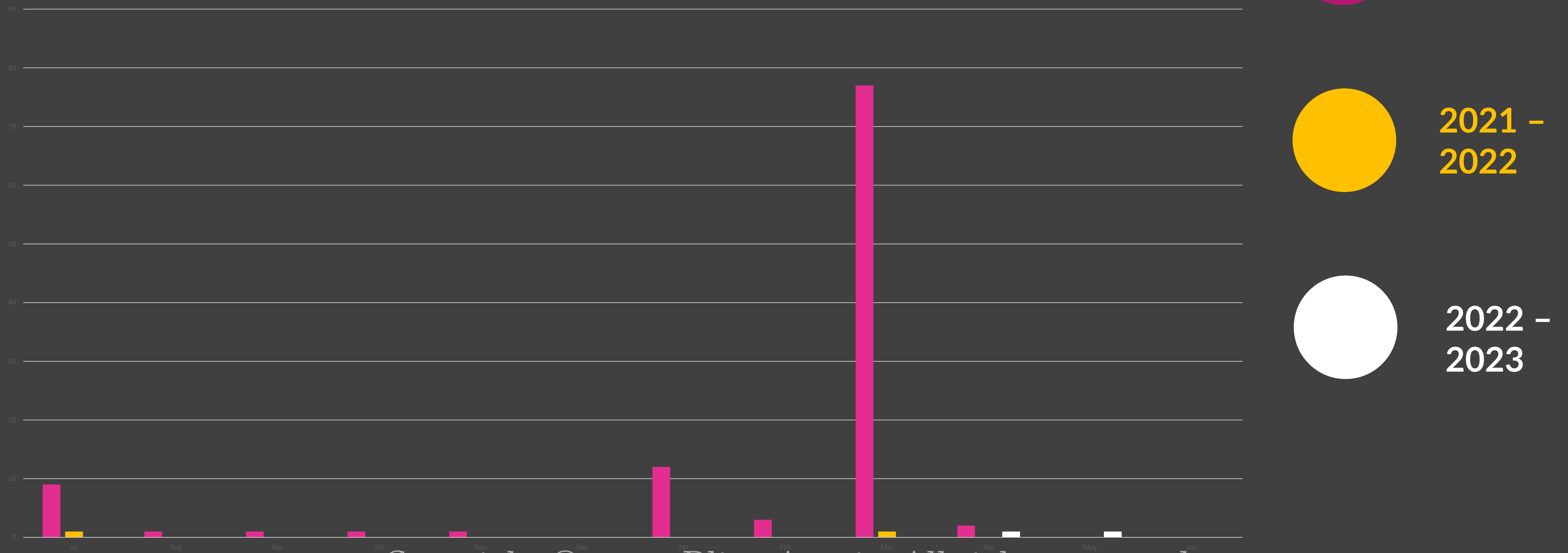
Premiere Producer PV/OV in USD



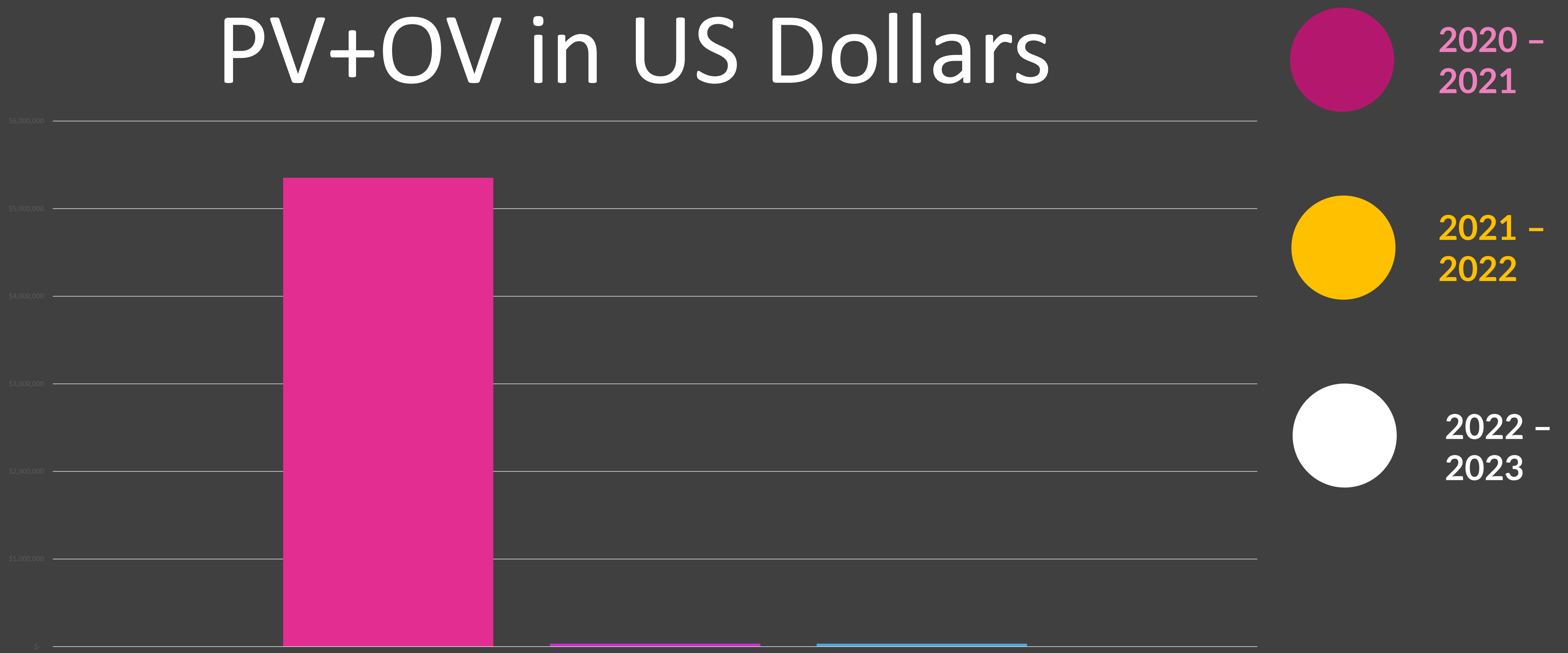
Executive Producer PV+OV in US Dollars



Executive Producer by Month (NOC)




Executive Producer PV+OV in US Dollars




Fashionista


- 30 in March 2021
- None since
- Revenue shortfall of \$3,093,750



2020 –
2021




2021 –
2022




2022 –
2023

A-Lister


- 22 in March 2021
- None since
- Revenue shortfall of \$4,537,500



2020 –
2021




2021 –
2022




2022 –
2023

Maven A-Lister


- 14 in March 2021
- None since
- Revenue shortfall of \$4,812,500



2020 –
2021




2021 –
2022




2022 –
2023

Jetsetter


- 3 in March 2021
- None since
- Revenue shortfall of \$2,062,500



2020 –
2021




2021 –
2022




2022 –
2023

Luxe Jetsetter


- 1 in April 2021
- None since
- Revenue shortfall of \$687,500



2020 –
2021



2021 –
2022



2022 –
2023

6-Figure Bling Boss

- 7 in calendar year 2021
- 19 in calendar year 2022
- 17 in calendar year 2023

7-Figure Bling Boss

- 4 in calendar year 2020
- 0 in calendar year 2021
- 2 in calendar year 2022
- 0 in calendar year 2023

What's Wrong with Paparazzi, LLC's Numbers?

Bulging?



We can see with our own eyes.
Just look.



We hear different stories.
Numbers do not lie.



Lawyers, Janet Jackson,
Convention, Warehouses, EMP,
Operations, add it up.



Time's UP!