

INCOME DISCLOSURE STATEMENT

NOT NECESSARY

Category	Percentage	Total Compensation	Estimated Cash Compensation
Consultant	3.07%	\$2,250.00	\$2.25
Star Consultant	69.77%	\$2,565.00	\$0.10
Director	19.34%	\$9,710.65	\$15.00
Premier Director	3.17%	\$18,508.50	\$193.60
Executive Director	1.99%	\$15,936.48	\$392.67
Producer	1.27%	\$26,988.92	\$49.04
Premier Producer	0.49%	\$12,585.96	\$1357.02
Executive Producer	0.42%	\$21,436.90	\$2,402.78
Fashionista	0.23%	\$49,102.16	\$4,241.76
A-Lister	0.08%	\$54,394.22	
Star	0.07%	\$72,221.36	
		\$229,310.00	

(RE)CONSTRUCTION

2021 Income Disclosure Statement

Paparazzi Accessories, LLC (MLM)

Bonus Rank	Percent of Consultants Earning Commissions Monthly	Highest Monthly Bonus Paid	Lowest Monthly Bonus Paid	Average Monthly Bonus Paid
Consultant	3.07%	\$60.75	\$2.25	\$12.49
Star Consultant	69.77%	\$2,565.00	\$0.10	\$23.67
Director	19.34%	\$9,710.65	\$15.00	\$196.22
Premier Director	3.17%	\$18,508.50	\$193.60	\$617.73
Executive Director	1.99%	\$15,936.48	\$392.62	\$1,033.87
Producer	1.27%	\$26,988.92	\$881.02	\$2,049.04
Premier Producer	0.49%	\$12,585.96	\$1357.02	\$3,207.04
Executive Producer	0.42%	\$21,436.90	\$2,402.78	\$5,185.32
Fashionista	0.23%	\$49,102.16	\$4,241.26	\$10,170.12
A-Lister	0.08%	\$54,394.22	\$8,617.48	\$17,266.97
Maven A-Lister	0.07%	\$72,221.36	\$16,698.80	\$28,918.04
Jetsetter	0.05%	\$229,310.94	\$25,479.52	\$76,623.90
Luxe Jetsetter & Above	0.01%	\$246,362.25	\$100,571.05	\$154,710.18

YOU ARE HERE!



**Life of the Party
LOP Ranks**

Look at the ranks and how the achievements have changed in volume, timing, and raw numbers.

Crown Club – Part 1

Look at the ranks and how the achievements have changed in volume, timing, and raw numbers.

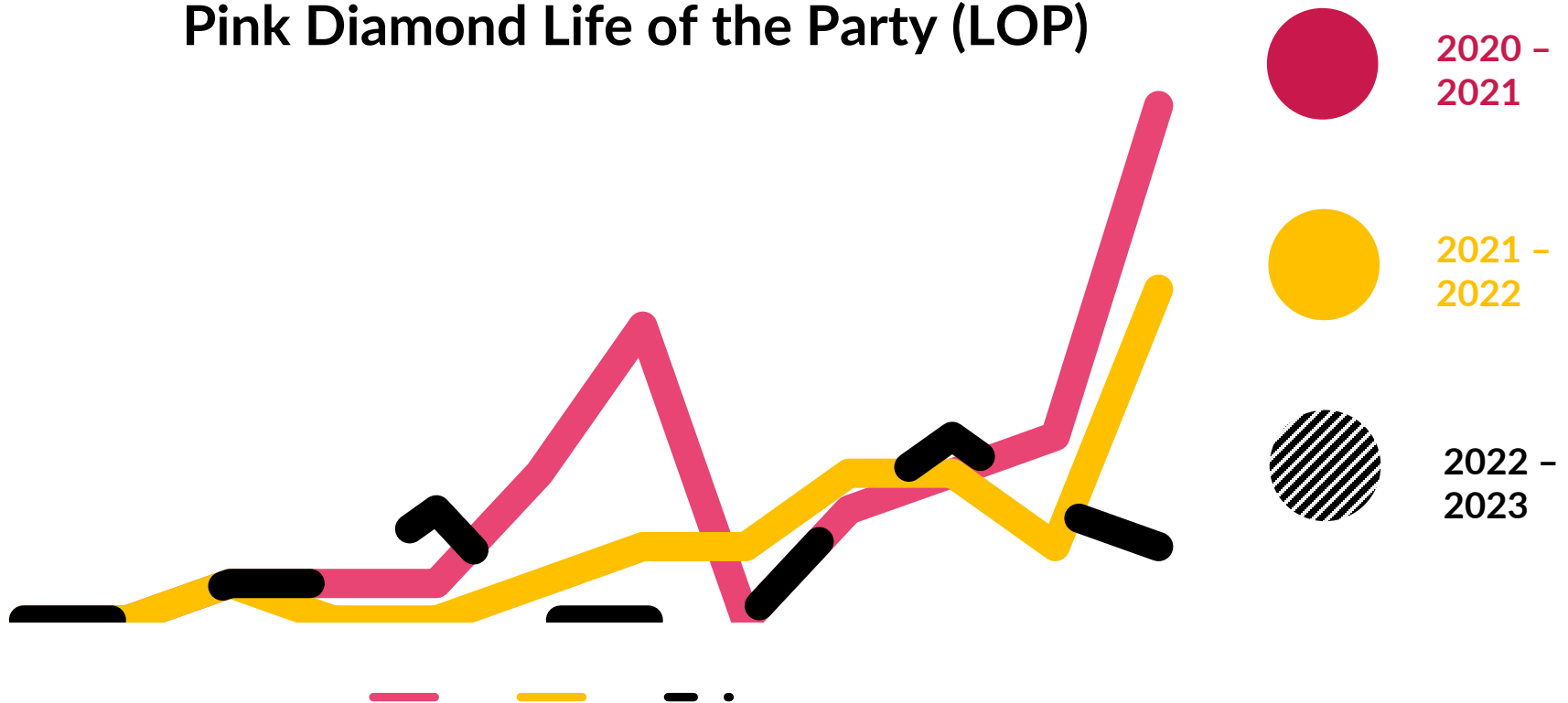
**Papa Ranks and
Bling Bosses**

Look at the ranks and how the achievements have changed in volume, timing, and raw numbers.

**Income Disclosure
Statements
2020-2022**

Data for 2020, 2021, 2022
Income Disclosure
Statement will be
presented

Pink Diamond Life of the Party (LOP)



BRONZE Life of the Party (LOP)



BRONZE Life of the Party (LOP) in US Dollars

5k PV/2=2.5k multiplied by \$2.75

\$287,608,750

● 2020 –
2021

\$147,262,500

● 2021 –
2022

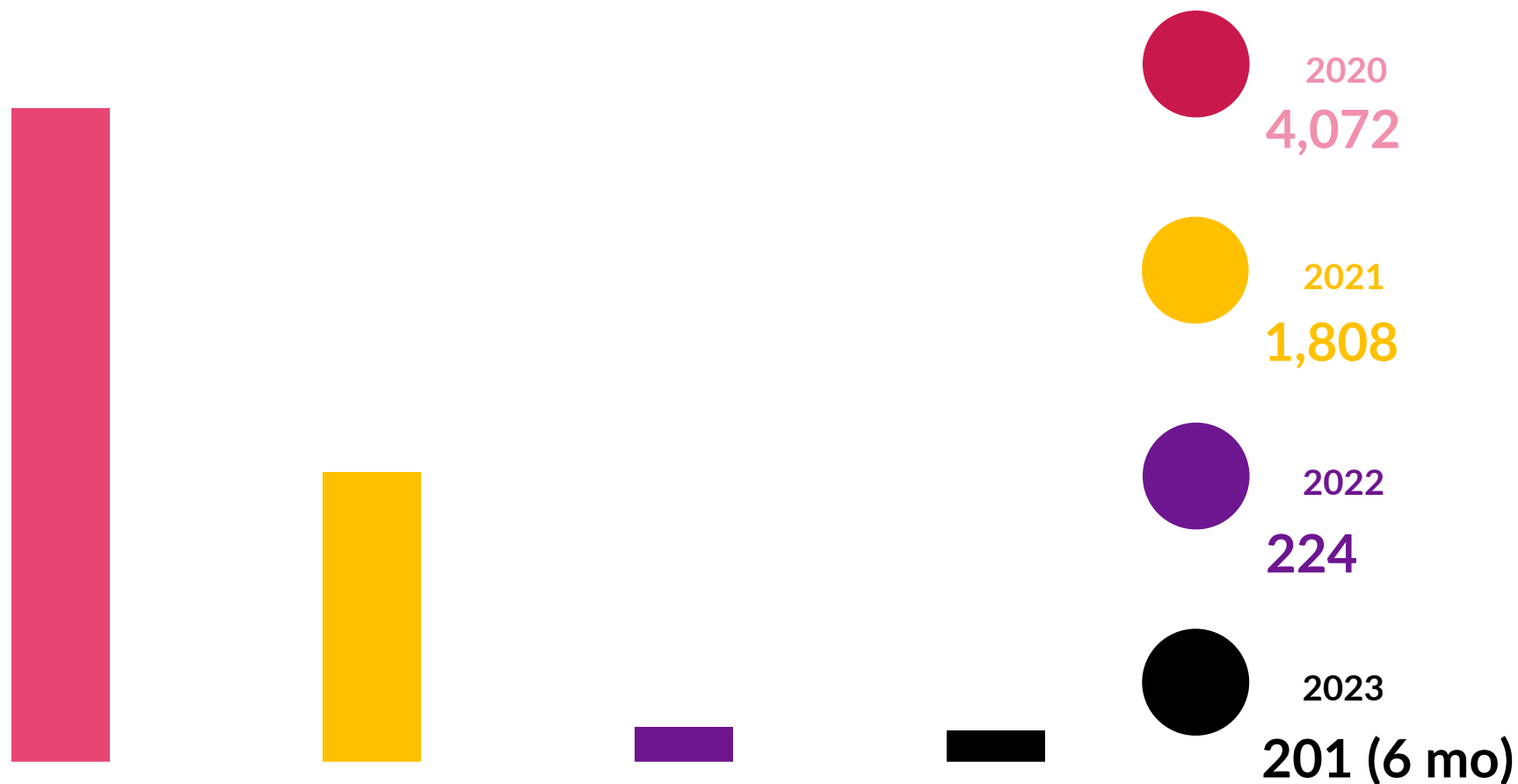
65%

\$72,215,000

● 2022 –
2023

Director NOC

2020-2023 Calendar Years



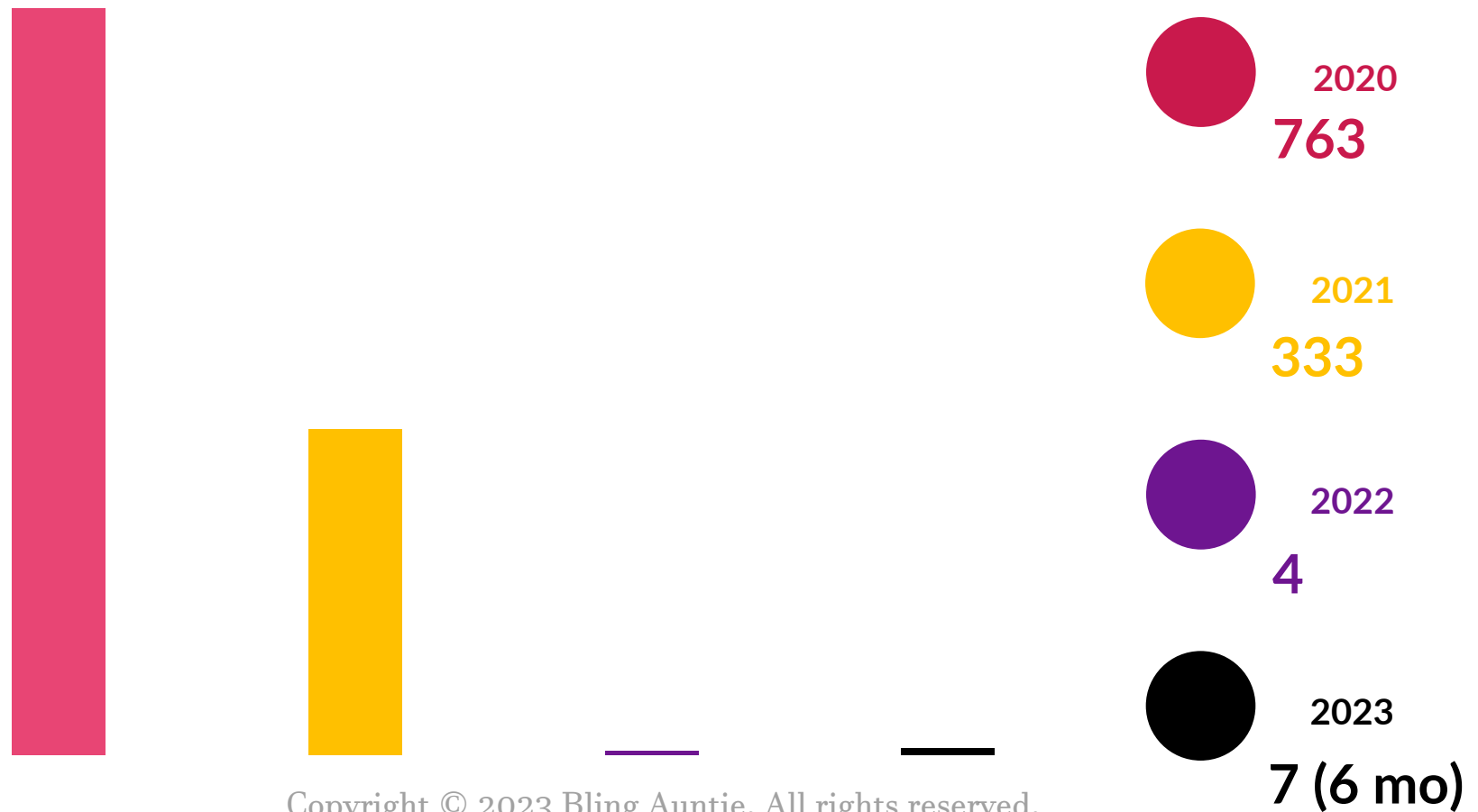
Copyright © 2023 Bling Auntie. All rights reserved.

Premier Director NOC 2020-2023 Calendar Years



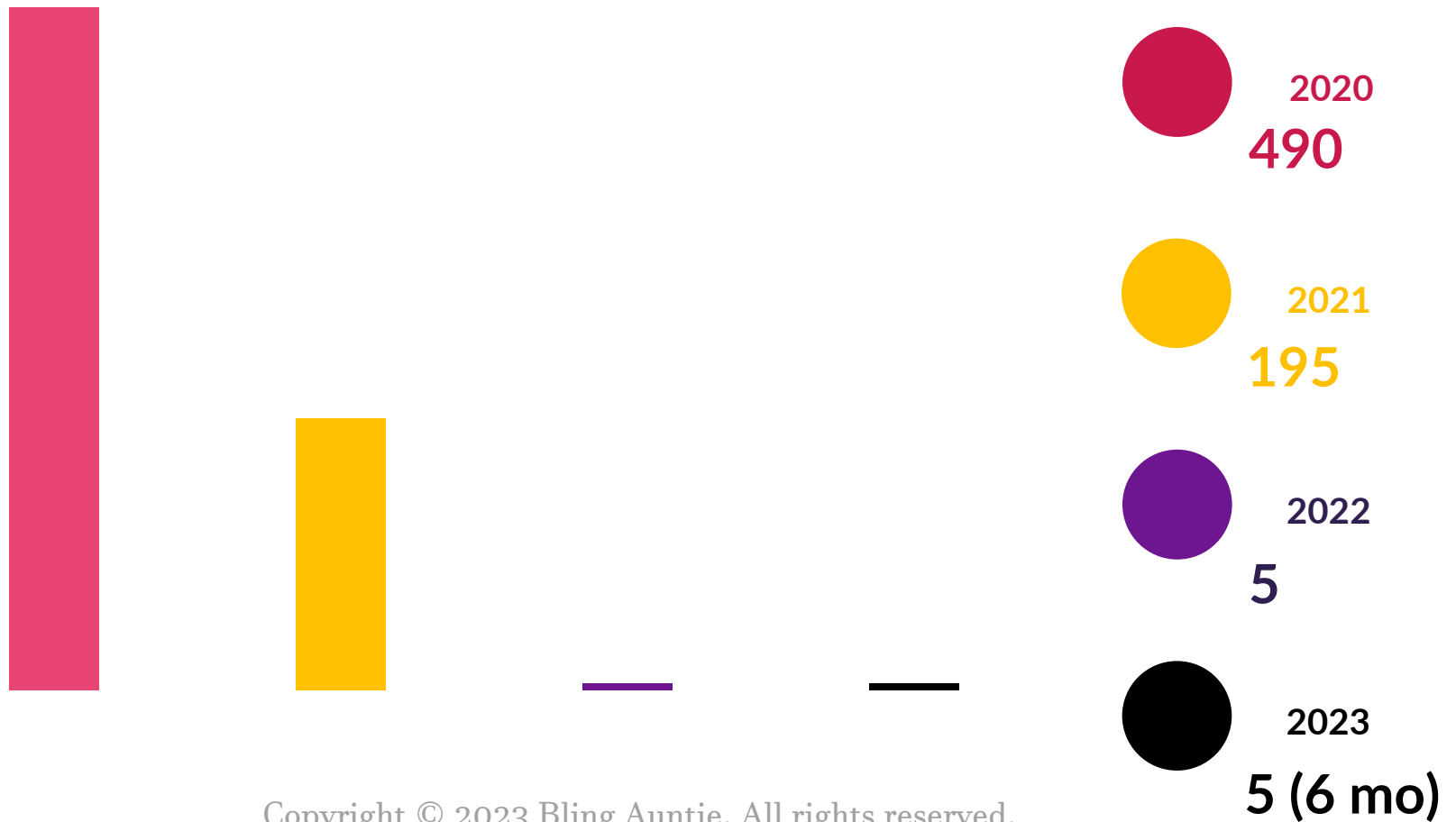
Copyright © 2023 Bling Auntie. All rights reserved.

Executive Director NOC 2020-2023 Calendar Years

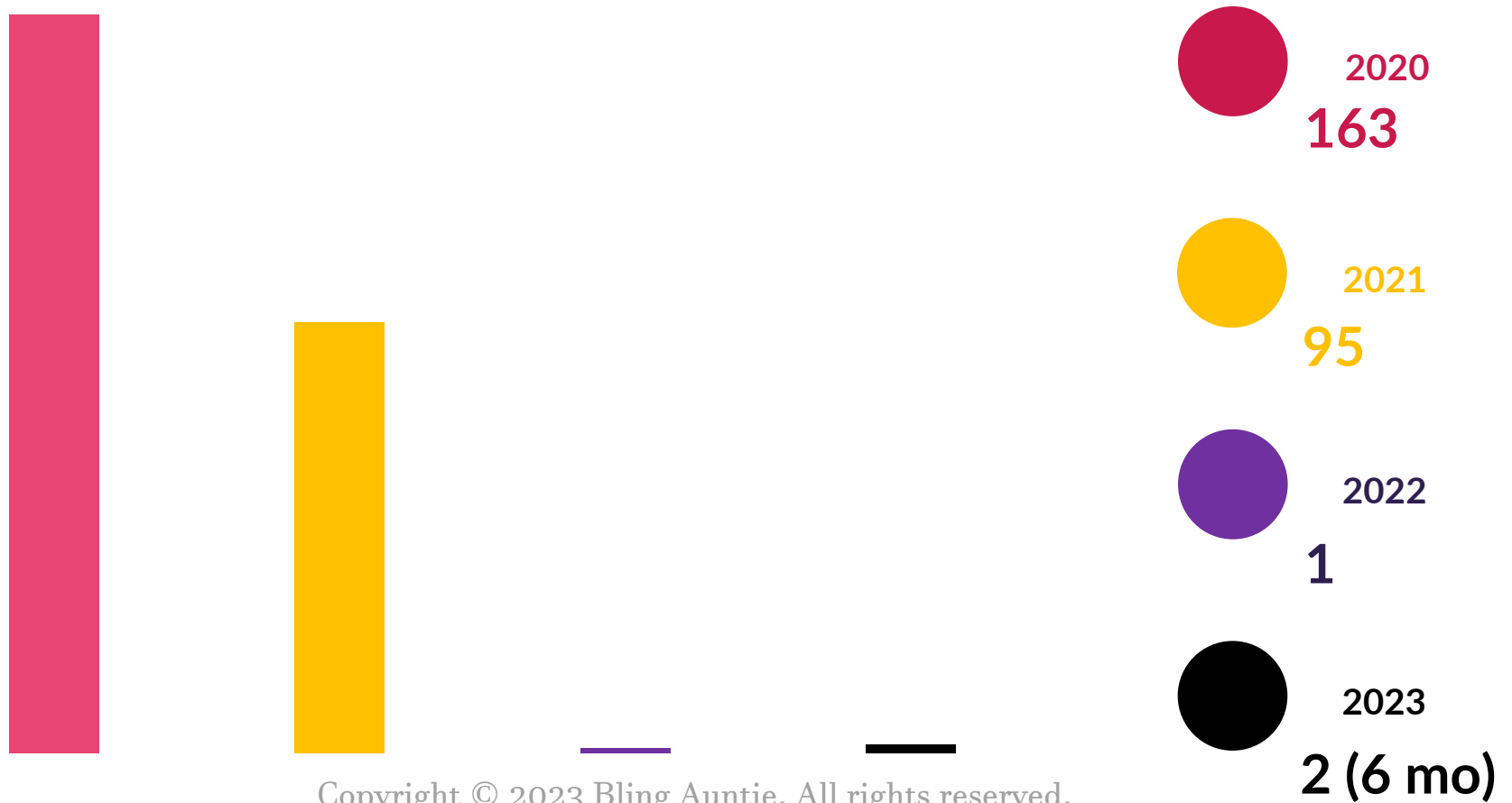


Producer NOC

2020-2023 Calendar Years

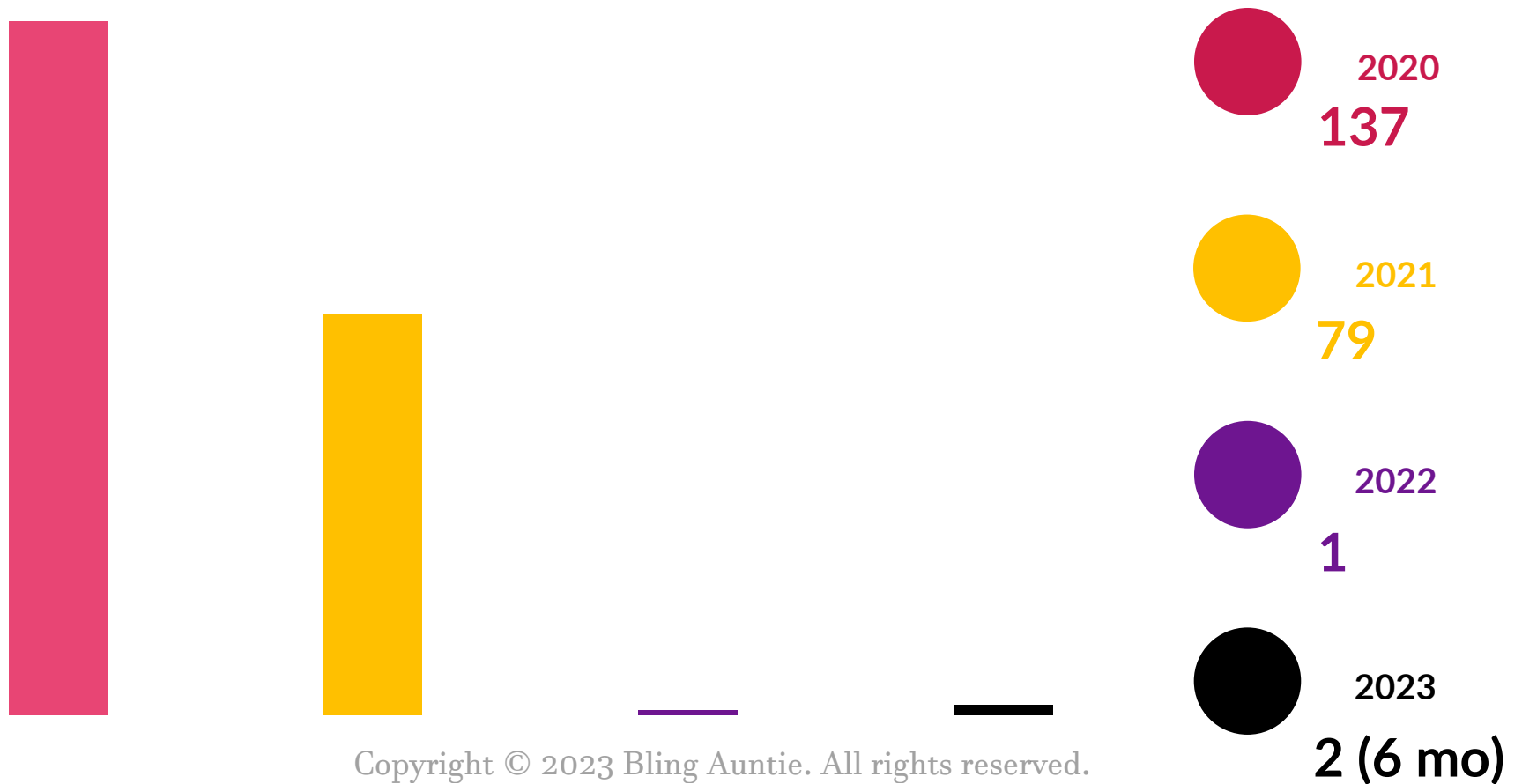


Premier Producer NOC 2020-2023 Calendar Years



Copyright © 2023 Bling Auntie. All rights reserved.

Executive Producer NOC 2020-2023 Calendar Years



Fashionista NOC

2020-2023 Calendar Years



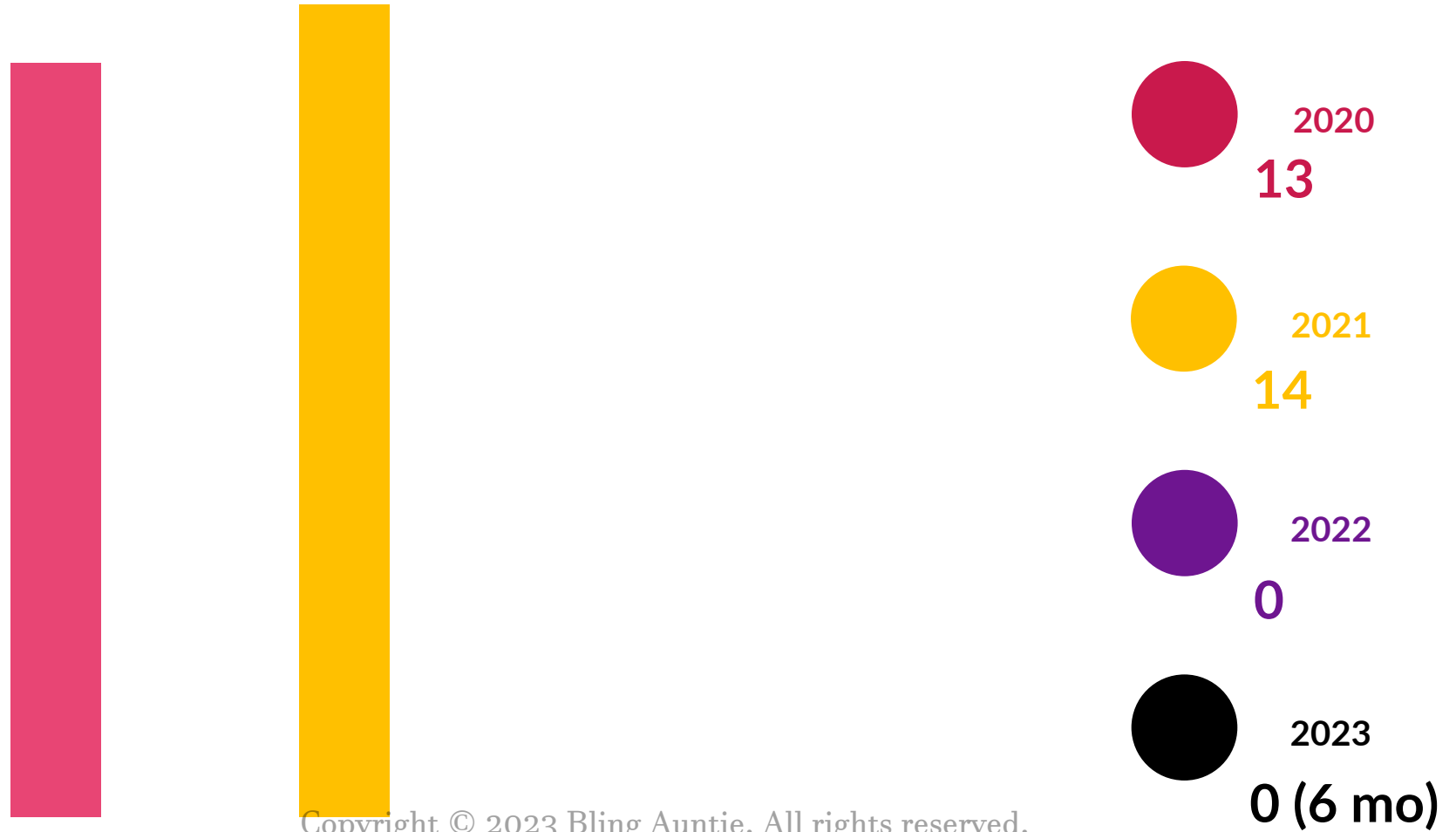
A-Lister NOC

2020-2023 Calendar Years



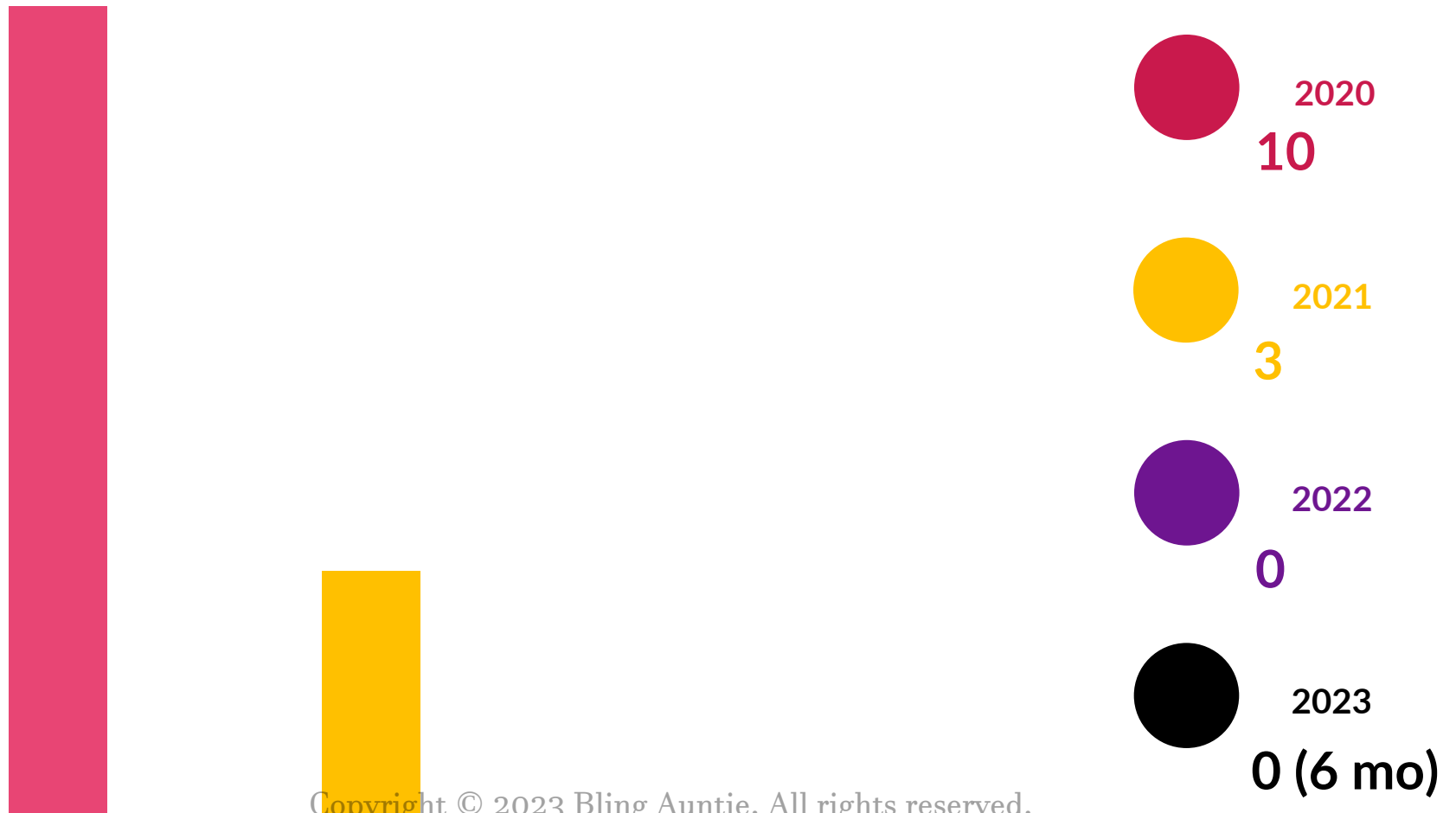
Maven A-Lister NOC

2020-2023 Calendar Years



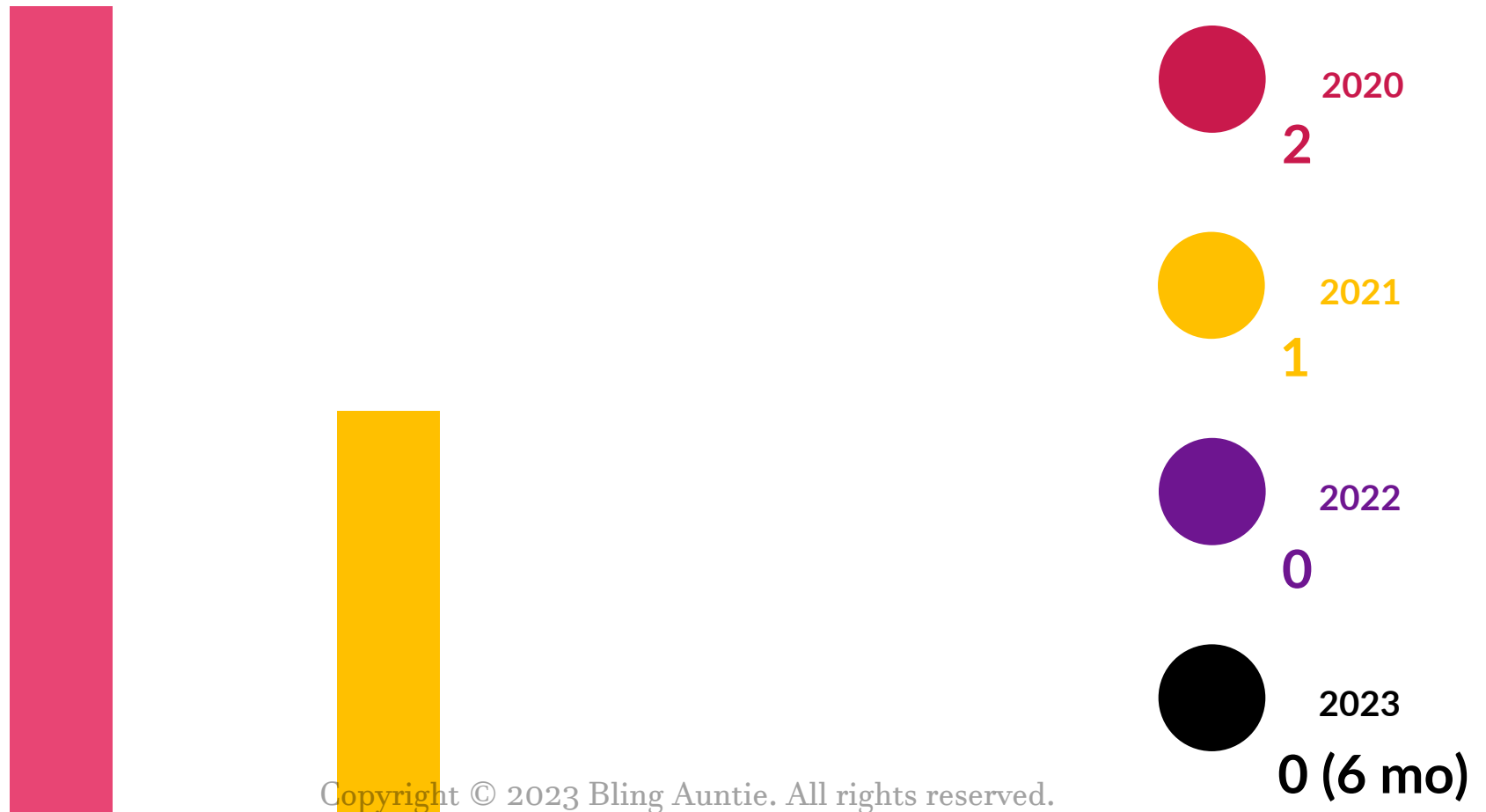
Jetsetter NOC

2020-2023 Calendar Years



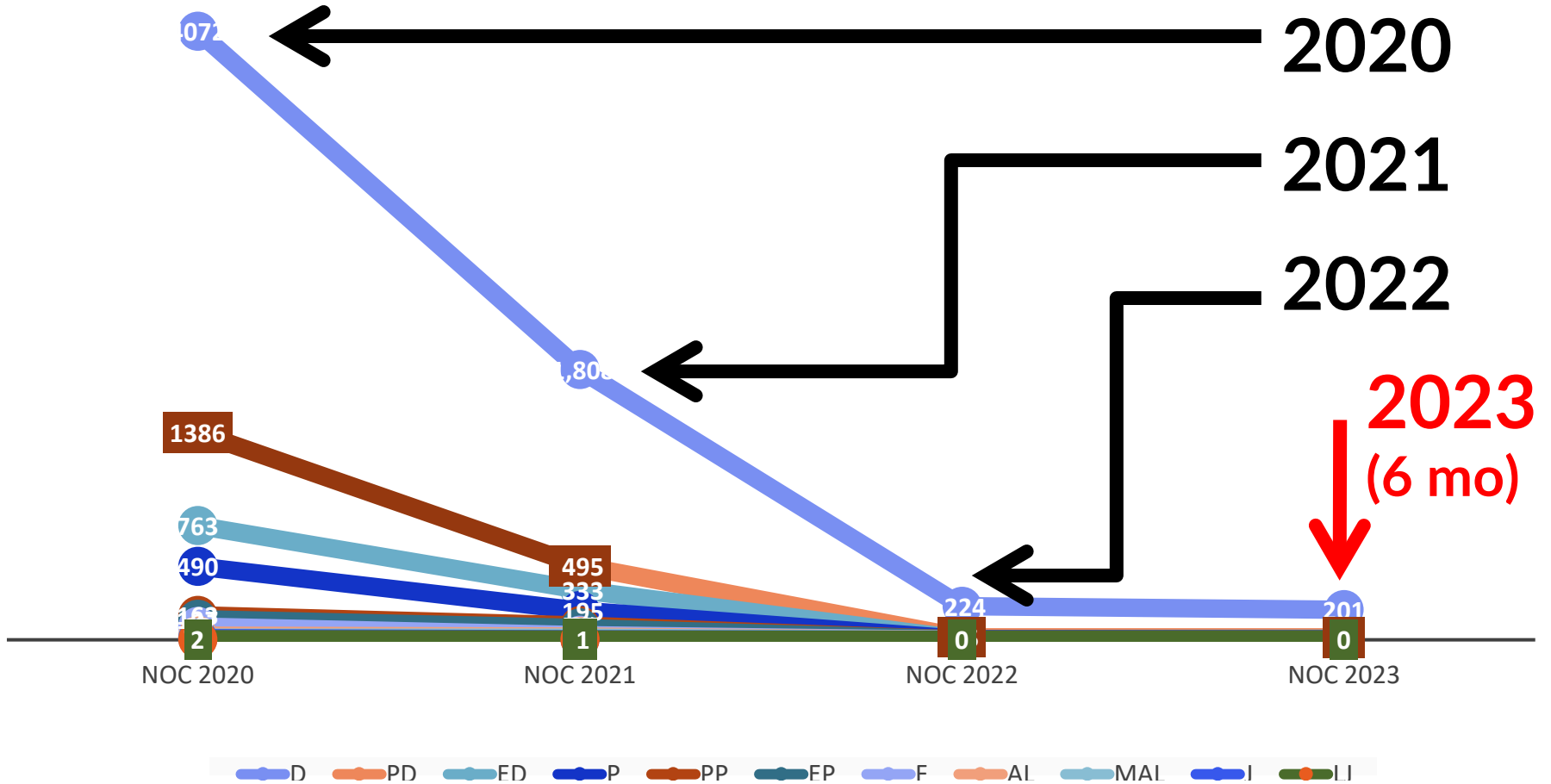
Luxe Jetsetter NOC

2020-2023 Calendar Years



Bonus Rank	Percent of Consultants Earning Commissions Monthly	Highest Monthly Bonus Paid	Lowest Monthly Bonus Paid	Average Monthly Bonus Paid
Consultant	3.07%	\$60.75	\$2.25	\$12.49
Star Consultant	69.77%	\$2,565.00	\$0.10	\$23.67
Director	19.34%	\$9,710.65	\$15.00	\$196.22
Premier Director	3.17%	\$18,508.50	\$193.60	\$617.73
Executive Director	1.99%	\$15,936.48	\$392.62	\$1,033.87
Producer	1.27%	\$26,988.92	\$881.02	\$2,049.04
Premier Producer	0.49%	\$12,585.96	\$1357.02	\$3,207.04
Executive Producer	0.42%	\$21,436.90	\$2,402.78	\$5,185.32
Fashionista	0.23%	\$49,102.16	\$4,241.26	\$10,170.12
A-Lister	0.08%	\$54,394.22	\$8,617.48	\$17,266.97
Maven A-Lister	0.07%	\$72,221.36	\$16,698.80	\$28,918.04
Jetsetter	0.05%	\$229,310.94	\$25,479.52	\$76,623.90
Luxe Jetsetter & Above	0.01%	\$246,362.25	\$100,571.05	\$154,710.18

The Pancake



2020

2021

Bonus Rank	Percent of Consultants Earning Commissions Monthly	Bonus Rank	Percent of Consultants Earning Commissions Monthly
Consultant	4.39%	Consultant	3.07%
Star Consultant	69.92%	Star Consultant	69.77%
Director	18.57%	Director	19.34%
Premier Director	2.88%	Premier Director	3.17%
Executive Director	1.87%	Executive Director	1.99%
Producer	1.14%	Producer	1.27%
Premier Producer	0.43%	Premier Producer	0.49%
Executive Producer	0.39%	Executive Producer	0.42%
Fashionista	0.20%	Fashionista	0.23%
A-Lister	0.07%	A-Lister	0.08%
Maven A-Lister	0.06%	Maven A-Lister	0.07%
Jetsetter	0.05%	Jetsetter	0.05%
Luxe Jetsetter & Above	0.01%	Luxe Jetsetter & Above	0.01%

Algebra

#DIV/0!

#DIV/0!

#DIV/0!

#DIV/0!

#DIV/0!

**Top 5 Ranks
are
GONE!**



How Many Consultants Are There?

(In my opinion, based on the numbers available publicly:)

2020	• 35,686 – 48,125
2021	• 26,613 – 32,300
2022	• no more than 30,000
2023	• no more than 30,000

What's Wrong with Paparazzi, LLC's Numbers?

Bulging



We can see with our own eyes.
Just look.



We hear different stories.
Numbers do not lie.



Lawyers, Settlements, EMP,
Janet Jackson, Convention,
Warehouses, Operations, etc.



Time's UP!